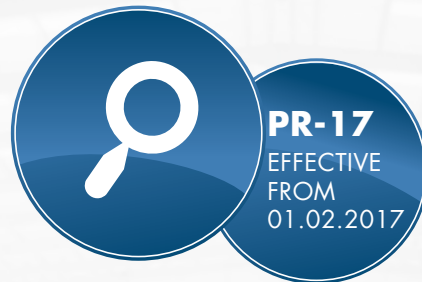




POWER TRANSMISSION PRODUCT RANGE

TO THE TABLE OF CONTENTS





HIGH-TECH MACHINES REQUIRE HIGH-TECH TRANSMISSION TECHNOLOGY

Optibelt has manufactured - based on meanwhile far more than one hundred years of experience in rubber processing - transmission belts in a broad range of variants since 1948.

Continuous investment in material research and production technology as well as an increasing knowledge about the conditions prevailing in the different applications had the result that, thanks to the improvement of the belt to a high-tech transmission element, the performance limits of the machines were extended.

WEDGE BELTS KRAFTBANDS

1

optibelt SK Wedge Belts	Page 4 - 7
optibelt RED POWER 3 High Performance Wedge Belts	Page 8 - 11
optibelt BLUE POWER High Performance Wedge Belts	Page 12 - 13
optibelt VB Classical V-Belts	Page 14 - 21
optibelt SUPER X-POWER High Performance Wedge Belts – moulded cogged, raw edge	Page 22 - 25
optibelt SUPER E-POWER High Performance Wedge Belts – moulded cogged, raw edge	Page 26 - 29
optibelt SUPER TX Classical V-Belts – moulded cogged, raw edge	Page 30 - 33
optibelt VARIO POWER Variable Speed Belts – moulded cogged, raw edge	Page 34 - 41
optibelt KB SK Kraftbands with Wedge Belts	Page 42 - 45
optibelt KB RED POWER 3 Kraftbands with High Performance Wedge Belts	Page 46 - 49
optibelt KB BLUE POWER Kraftbands with High Performance Wedge Belts	Page 50 - 51
optibelt KB VB Kraftbands with Classical V-Belts	Page 52 - 53
optibelt SUPER KBX-POWER Kraftbands with moulded cogged, raw edge Wedge Belts	Page 54 - 55
optibelt PKR / PKB Endless V-Belts with Special Top Surfaces - Kraftbands with Special Top Surfaces	Page 56 - 57

TIMING BELTS CHLOROPRENE

2

optibelt OMEGA Timing Belts	Page 58 - 67
optibelt OMEGA HP High Performance Timing Belts	Page 68 - 77
optibelt OMEGA HL High Performance Timing Belts	Page 78 - 81
optibelt OMEGA FAN POWER High Performance Timing Belts	Page 82 - 83
optibelt STD Timing Belts	Page 84 - 91
optibelt ZR Timing Belts	Page 92 - 101
optibelt OMEGA LINEAR optibelt OMEGA HP LINEAR Open-Ended Timing Belts	Page 102 - 103
optibelt ZR / HTD LINEAR optibelt STD LINEAR Open-Ended Timing Belts	Page 104 - 105

TIMING BELTS POLYURETHANE

3

optibelt DELTA CHAIN Carbon High Performance Timing Belts	Page 106 - 107
optibelt ALPHA POWER High Performance Timing Belts - metric	Page 108 - 115
optibelt ALPHA TORQUE Timing Belts - metric, inch	Page 116 - 127
optibelt ALPHA FLEX Timing Belts - endless	Page 128 - 143
optibelt ALPHA LINEAR / ALPHA V Open-Ended or Joined Endless Timing Belts Self Tracking Belts Open-Ended Flat Belts	Page 144 - 153

BELTS FOR SPECIAL APPLICATIONS

4

optibelt RB Ribbed Belts	Page 156 - 161
optibelt DK Double V-Belts	Page 162 - 163
optibelt KK Polyurethane V-Belts	Page 164 - 165
optibelt RR / RR Plus / HRR Polyurethane Round Belting	Page 166 - 167
optibelt JOINING TOOLS	Page 168 - 169
optibelt OPTIMAT OE Open-Ended V-Belts - punched	Page 170 - 171
optibelt OPTIMAT DK / FK Open-Ended Double V-Belts - punched Open-Ended Conveyer V-Belts - punched	Page 172 - 173
optibelt OPTIMAT PKR Open-Ended V-Belts with Special Top Surfaces	Page 174 - 175
optibelt LB Link Belts	Page 176 - 177
optibelt OPTIMAX HF High Performance Flat Belts Endless	Page 178 - 179
optibelt WR Polyurethane Wide Angle Belts	Page 180 - 181

GENERAL INFORMATION

5

General Informations	Page 182 - 183	Pulley Range	Page 189
Conversion Factors / Length Tolerances	Page 184 - 188	Service Tools	Page 190 - 193

LEGEND



efficiency 97%



S=C Plus
unmeasured
Set Constant



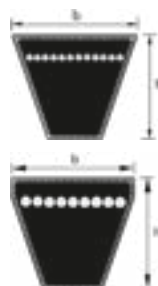
maintenance
-free



M=S
unmeasured
used in sets



usable in
HTD/RPP-Pulleys



Profiles:
SPZ, SPA, SPB, SPC

Profiles:
3V, 5V, 8V

optibelt **SK S=C Plus**

WEDGE BELTS

DIN 7753 Part 1 / ISO 4184 and RMA/MPTA



	SPZ	SPA	SPB	SPC	3V	5V	8V
Nominal length	Datum length L_d	Datum length L_d	Datum length L_d	Datum length L_d	Outside length $L_o / 10$	Outside length $L_o / 10$	Outside length $L_o / 10$
Nominal lengths unit	mm	mm	mm	mm	in	in	in
Height of belt h [mm]	8.00	10.00	13.00	18.00	8.00	13.00	23.00
Width of belt b [mm]	9.70	12.70	16.30	22.00	9.00	15.00	25.00
Weight [kg/m]	0.074	0.123	0.195	0.377	0.074	0.195	0.575
Max. manufacturing length [mm]	4500	4500	18000	21000	4500	18000	21000
Min. pulley diameter [mm]	63	90	140	224	67	151	315
Min. order quantity for non standard lengths from	1800 mm L_d = 22 pieces	1800 mm L_d = 31 pieces	1800 mm L_d = 25 pieces	2000 mm L_d = 16 pieces	1800 mm L_o = 33 pieces	1800 mm L_o = 25 pieces	2540 mm L_o = 14 pieces
Min. order quantity for non standard lengths from	-	-	2050 mm L_d = 23 pieces	-	-	2050 mm L_o = 23 pieces	11430 mm L_o = 11 pieces
Min. order quantity for certain special versions from	1800 mm L_d = 66 pieces	1800 mm L_d = 93 pieces	1800 mm L_d = 75 pieces	2000 mm L_d = 48 pieces	1800 mm L_o = 99 pieces	1800 mm L_o = 75 pieces	2540 mm L_o = 42 pieces
Min. order quantity for certain special versions from	-	-	2050 mm L_d = 69 pieces	-	-	2050 mm L_o = 69 pieces	11430 mm L_o = 33 pieces
Bundle quantity up to 2300 mm	25 pieces	25 pieces	10 pieces	10 pieces	25 pieces	10 pieces	-
Bundle quantity up to 5000 mm	10 pieces	10 pieces	10 pieces	5 pieces	10 pieces	10 pieces	1 piece
Bundle quantity from 5000 mm	-	-	5 pieces	3 pieces	-	5 pieces	1 piece

- Non stock items

Lengths in bold type are version S=C Plus (Set Constant).
datum length L_d = pitch length L_w

SPZ/3V, SPB/5V = replaceable sizes (not to be combined in sets)

Ordering example: SPZ 487

Please make sure to mention the product name in your order.



Description	Alternative RMA	Description	Alternative RMA	Description	Alternative RMA
SPZ		SPZ 1270	-	SPZ 2360	-
SPZ 487	-	SPZ 1287	-	SPZ 2500	3V 1000
SPZ 512	-	SPZ 1312	-	SPZ 2540	-
SPZ 562	-	SPZ 1320	-	SPZ 2650	3V 1060
SPZ 587	-	SPZ 1337	3V 530	SPZ 2690	-
SPZ 612	-	SPZ 1347	-	SPZ 2800	3V 1120
SPZ 630	3V 250	SPZ 1362	-	SPZ 2840	3V 1180
SPZ 637	-	SPZ 1387	-	SPZ 3000	-
SPZ 662	-	SPZ 1400	-	SPZ 3150	-
SPZ 670	3V 265	SPZ 1412	3V 560	SPZ 3350	3V 1320
SPZ 687	-	SPZ 1420	-	SPZ 3550	3V 1400
SPZ 710	3V 280	SPZ 1437	-	SPA	
SPZ 722	-	SPZ 1450	-	SPA 732	-
SPZ 737	-	SPZ 1462	-	SPA 757	-
SPZ 750	-	SPZ 1487	-	SPA 782	-
SPZ 762	3V 300	SPZ 1500	-	SPA 800	-
SPZ 772	-	SPZ 1512	-	SPA 807	-
SPZ 787	-	SPZ 1520	-	SPA 832	-
SPZ 800	3V 315	SPZ 1537	-	SPA 850	-
SPZ 812	-	SPZ 1562	-	SPA 857	-
SPZ 825	-	SPZ 1587	-	SPA 882	-
SPZ 837	-	SPZ 1600	3V 630	SPA 900	-
SPZ 850	3V 265	SPZ 1612	-	SPA 907	-
SPZ 862	-	SPZ 1637	-	SPA 932	-
SPZ 875	-	SPZ 1650	-	SPA 950	-
SPZ 887	-	SPZ 1662	-	SPA 957	-
SPZ 900	3V 355	SPZ 1687	-	SPA 967	-
SPZ 912	-	SPZ 1700	3V 670	SPA 982	-
SPZ 925	-	SPZ 1737	-	SPA 1000	-
SPZ 937	-	SPZ 1750	-	SPA 1007	-
SPZ 950	3V 375	SPZ 1762	-	SPA 1032	-
SPZ 962	-	SPZ 1787	-	SPA 1060	-
SPZ 987	-	SPZ 1800	3V 710	SPA 1082	-
SPZ 1000	-	SPZ 1812	-	SPA 1107	-
SPZ 1012	3V 400	SPZ 1837	-	SPA 1120	-
SPZ 1024	-	SPZ 1850	-	SPA 1132	-
SPZ 1037	-	SPZ 1862	-	SPA 1157	-
SPZ 1047	-	SPZ 1887	-	SPA 1180	-
SPZ 1060	-	SPZ 1900	3V 750	SPA 1207	-
SPZ 1077	3V 425	SPZ 1937	-	SPA 1232	-
SPZ 1087	-	SPZ 1950	-	SPA 1250	-
SPZ 1112	-	SPZ 1987	-	SPA 1257	-
SPZ 1120	-	SPZ 2000	-	SPA 1272	-
SPZ 1137	3V 450	SPZ 2037	-	SPA 1282	-
SPZ 1162	-	SPZ 2062	-	SPA 1307	-
SPZ 1180	-	SPZ 2087	-	SPA 1320	-
SPZ 1187	-	SPZ 2120	-	SPA 1332	-
SPZ 1202	3V 475	SPZ 2137	3V 850	SPA 1357	-
SPZ 1212	-	SPZ 2150	-	SPA 1382	-
SPZ 1237	-	SPZ 2187	-	SPA 1400	-
SPZ 1250	-	SPZ 2240	3V 900	SPA 1407	-
SPZ 1262	3V 500	SPZ 2287	-	SPA 1432	-



Description	Alternative RMA	Description	Alternative RMA	Description	Alternative RMA
SPA 1457	-	SPA 2632	-	SPB 2400	5V 950
SPA 1482	-	SPA 2650	-	SPB 2410	-
SPA 1500	-	SPA 2682	-	SPB 2430	-
SPA 1507	-	SPA 2732	-	SPB 2450	-
SPA 1532	-	SPA 2782	-	SPB 2500	-
SPA 1550	-	SPA 2800	-	SPB 2530	-
SPA 1557	-	SPA 2832	-	SPB 2580	-
SPA 1582	-	SPA 2847	-	SPB 2650	-
SPA 1600	-	SPA 2882	-	SPB 2680	5V 1060
SPA 1607	-	SPA 2932	-	SPB 2720	-
SPA 1632	-	SPA 2982	-	SPB 2800	-
SPA 1657	-	SPA 3000	-	SPB 2840	-
SPA 1682	-	SPA 3032	-	SPB 2850	-
SPA 1700	-	SPA 3082	-	SPB 2900	-
SPA 1707	-	SPA 3150	-	SPB 2950	-
SPA 1732	-	SPA 3182	-	SPB 3000	-
SPA 1750	-	SPA 3282	-	SPB 3050	-
SPA 1757	-	SPA 3350	-	SPB 3070	-
SPA 1782	-	SPA 3382	-	SPB 3150	-
SPA 1800	-	SPA 3450	-	SPB 3170	-
SPA 1807	-	SPA 3550	-	SPB 3200	-
SPA 1832	-	SPA 3750	-	SPB 3250	-
SPA 1857	-	SPA 4000	-	SPB 3320	-
SPA 1882	-	SPA 4250	-	SPB 3350	5V 1320
SPA 1900	-	SPA 4500	-	SPB 3450	-
SPA 1907	-	SPB		SPB 3550	5V 1400
SPA 1932	-	SPB 1250	-	SPB 3650	-
SPA 1950	-	SPB 1320	-	SPB 3750	-
SPA 1957	-	SPB 1400	-	SPB 3800	-
SPA 1982	-	SPB 1450	-	SPB 3870	-
SPA 2000	-	SPB 1500	-	SPB 4000	-
SPA 2032	-	SPB 1550	-	SPB 4050	-
SPA 2057	-	SPB 1600	-	SPB 4060	-
SPA 2082	-	SPB 1650	-	SPB 4120	-
SPA 2120	-	SPB 1680	-	SPB 4250	-
SPA 2132	-	SPB 1700	-	SPB 4300	5V 1700
SPA 2182	-	SPB 1750	-	SPB 4370	-
SPA 2207	-	SPB 1800	-	SPB 4500	-
SPA 2232	-	SPB 1850	-	SPB 4560	5V 1800
SPA 2240	-	SPB 1900	5V 750	SPB 4750	-
SPA 2282	-	SPB 1950	-	SPB 4820	5V 1900
SPA 2300	-	SPB 2000	-	SPB 5000	-
SPA 2307	-	SPB 2020	5V 800	SPB 5070	5V 2000
SPA 2332	-	SPB 2060	-	SPB 5300	-
SPA 2360	-	SPB 2120	-	SPB 5600	-
SPA 2382	-	SPB 2150	5V 850	SPB 6000	-
SPA 2432	-	SPB 2180	-	SPB 6300	-
SPA 2482	-	SPB 2240	-	SPB 6700	-
SPA 2500	-	SPB 2280	5V 900	SPB 7100	5V 2800
SPA 2532	-	SPB 2300	-	SPB 7500	-
SPA 2582	-	SPB 2360	-	SPB 8000	5V 3150
SPA 2607	-	SPB 2391	-		

Description	Alternative RMA	Description RMA inches	Description metric	Description RMA inches	Description metric
SPC 2000	-	3V		5V 1500	15N 3810
SPC 2120	-	3V 250	9N 635	5V 1600	15N 4064
SPC 2240	-	3V 265	9N 673	5V 1700	15N 4318
SPC 2360	-	3V 280	9N 711	5V 1800	15N 4572
SPC 2500	-	3V 300	9N 762	5V 1900	15N 4826
SPC 2650	-	3V 315	9N 800	5V 2000	15N 5080
SPC 2800	-	3V 335	9N 851	5V 2120	15N 5385
SPC 2900	-	3V 355	9N 902	5V 2240	15N 5690
SPC 3000	-	3V 375	9N 952	5V 2360	15N 5994
SPC 3150	-	3V 400	9N 1016	5V 2500	15N 6350
SPC 3350	-	3V 425	9N 1079	5V 2650	15N 6731
SPC 3500	-	3V 450	9N 1143	5V 2800	15N 7112
SPC 3550	-	3V 475	9N 1206	5V 3000	15N 7620
SPC 3750	-	3V 500	9N 1270	5V 3150	15N 8001
SPC 4000	-	3V 530	9N 1346	5V 3350	15N 8509
SPC 4100	-	3V 560	9N 1422	5V 3550	15N 9017
SPC 4250	-	3V 600	9N 1524	8V	
SPC 4400	-	3V 630	9N 1600	8V 1000	25N 2540
SPC 4500	-	3V 670	9N 1702	8V 1120	25N 2845
SPC 4750	-	3V 710	9N 1803	8V 1180	25N 2997
SPC 5000	-	3V 750	9N 1905	8V 1250	25N 3175
SPC 5300	-	3V 800	9N 2032	8V 1320	25N 3353
SPC 5600	-	3V 850	9N 2159	8V 1400	25N 3556
SPC 6000	-	3V 900	9N 2286	8V 1500	25N 3810
SPC 6300	-	3V 950	9N 2413	8V 1600	25N 4064
SPC 6700	-	3V 1000	9N 2540	8V 1700	25N 4318
SPC 7100	-	3V 1060	9N 2692	8V 1800	25N 4572
SPC 7500	-	3V 1120	9N 2845	8V 1900	25N 4826
SPC 7800	-	3V 1180	9N 2997	8V 2000	25N 5080
SPC 8000	-	3V 1250	9N 3175	8V 2120	25N 5385
SPC 8500	-	3V 1320	9N 3353	8V 2240	25N 5690
SPC 9000	-	3V 1400	9N 3556	8V 2360	25N 5994
SPC 9500	-	5V		8V 2500	25N 6350
SPC 10000	-	5V 500	15N 1270	8V 2650	25N 6731
SPC 10600	-	5V 530	15N 1346	8V 2800	25N 7112
SPC 11200	-	5V 560	15N 1422	8V 3000	25N 7620
SPC 12500	-	5V 600	15N 1524	8V 3150	25N 8001
		5V 630	15N 1600	8V 3350	25N 8509
		5V 670	15N 1702	8V 3550	25N 9017
		5V 710	15N 1803	8V 3750	25N 9525
		5V 750	15N 1905	8V 4000	25N 10160
		5V 800	15N 2032	8V 4250	25N 10795
		5V 850	15N 2159	8V 4500	25N 11430
		5V 900	15N 2286	8V 4750	25N 12065
		5V 950	15N 2413	8V 5000	25N 12700
		5V 1000	15N 2540		
		5V 1060	15N 2692		
		5V 1120	15N 2845		
		5V 1180	15N 2997		
		5V 1250	15N 3175		
		5V 1320	15N 3353		
		5V 1400	15N 3556		



optibelt **RED POWER 3 S=C Plus**

HIGH-PERFORMANCE WEDGE BELTS

maintenance free as per DIN 7753 Part 1/ ISO 4184 and RMA/MPTA



Profiles:
SPZ, SPA, SPB, SPC



Profiles:
3V, 5V, 8V



RED POWER 3 CLASSIC
Profiles on request



	SPZ	SPA	SPB	SPC	3V	5V	8V
Nominal length	Datum length L_d	Datum length L_d	Datum length L_d	Datum length L_d	Outside length $L_o / 10$	Outside length $L_o / 10$	Outside length $L_o / 10$
Nominal lengths unit	mm	mm	mm	mm	in	in	in
Height of belt h [mm]	8.00	10.00	13.00	18.00	8.00	13.00	23.00
Width of belt b [mm]	9.70	12.70	16.30	22.00	9.00	15.00	25.00
Weight [kg/m]	0.074	0.123	0.195	0.377	0.074	0.195	0.575
Max. manufacturing length [mm]	4000	4000	12500	12500	4000	12500	12500
Min. pulley diameter [mm]	63.00	90.00	140.00	224.00	67.00	151.00	315.00
Min. order quantity for non standard lengths from	1202 mm L_d = 76 pieces	1207 mm L_d = 62 pieces	1250 mm L_d = 50 pieces	2000 mm L_d = 32 pieces	1206 mm L_o = 80 pieces	1270 mm L_o = 50 pieces	2540 mm L_o = 28 pieces
Min. order quantity for non standard lengths from	2120 mm L_d = 70 pieces	2120 mm L_d = 78 pieces	2120 mm L_d = 72 pieces	-	2032 mm L_o = 98 pieces	2032 mm L_o = 72 pieces	-
Bundle quantity up to 2300 mm	25 pieces	25 pieces	10 pieces	10 pieces	25 pieces	10 pieces	-
Bundle quantity up to 5000 mm	10 pieces	10 piece	10 pieces	5 pieces	10 pieces	10 pieces	1 piece
Bundle quantity from 5000 mm	-	-	5 pieces	3 pieces	-	5 pieces	1 piece

- Non stock items

Lengths in bold type are version S=C Plus (Set Constant).
datum length L_d = pitch length L_w

Ordering example: SPZ 1202 RP

Please make sure to mention the product name in your order.



Description	Alternative RMA	Description	Alternative RMA	Description	Alternative RMA
SPZ		SPZ 3550 RP	3V 1400 RP	SPA 2240 RP	-
SPZ 1202 RP	3V 475 RP	SPA		SPA 2282 RP	-
SPZ 1212 RP	-	SPA 1207 RP	-	SPA 2300 RP	-
SPZ 1237 RP	-	SPA 1232 RP	-	SPA 2307 RP	-
SPZ 1250 RP	-	SPA 1250 RP	-	SPA 2332 RP	-
SPZ 1262 RP	3V 500 RP	SPA 1257 RP	-	SPA 2360 RP	-
SPZ 1287 RP	-	SPA 1272 RP	-	SPA 2382 RP	-
SPZ 1312 RP	-	SPA 1282 RP	-	SPA 2432 RP	-
SPZ 1320 RP	-	SPA 1307 RP	-	SPA 2482 RP	-
SPZ 1337 RP	-	SPA 1320 RP	-	SPA 2500 RP	-
SPZ 1362 RP	-	SPA 1332 RP	-	SPA 2532 RP	-
SPZ 1387 RP	3V 530 RP	SPA 1357 RP	-	SPA 2582 RP	-
SPZ 1400 RP	-	SPA 1382 RP	-	SPA 2607 RP	-
SPZ 1412 RP	-	SPA 1400 RP	-	SPA 2632 RP	-
SPZ 1437 RP	-	SPA 1407 RP	-	SPA 2650 RP	-
SPZ 1462 RP	-	SPA 1432 RP	-	SPA 2682 RP	-
SPZ 1487 RP	-	SPA 1457 RP	-	SPA 2732 RP	-
SPZ 1500 RP	-	SPA 1482 RP	-	SPA 2782 RP	-
SPZ 1512 RP	-	SPA 1500 RP	-	SPA 2800 RP	-
SPZ 1537 RP	-	SPA 1507 RP	-	SPA 2832 RP	-
SPZ 1562 RP	-	SPA 1532 RP	-	SPA 2847 RP	-
SPZ 1587 RP	-	SPA 1557 RP	-	SPA 2882 RP	-
SPZ 1600 RP	3V 630 RP	SPA 1582 RP	-	SPA 2932 RP	-
SPZ 1612 RP	-	SPA 1600 RP	-	SPA 2982 RP	-
SPZ 1637 RP	-	SPA 1607 RP	-	SPA 3000 RP	-
SPZ 1662 RP	-	SPA 1632 RP	-	SPA 3032 RP	-
SPZ 1687 RP	-	SPA 1657 RP	-	SPA 3082 RP	-
SPZ 1700 RP	3V 670 RP	SPA 1682 RP	-	SPA 3150 RP	-
SPZ 1737 RP	-	SPA 1700 RP	-	SPA 3182 RP	-
SPZ 1762 RP	-	SPA 1707 RP	-	SPA 3282 RP	-
SPZ 1787 RP	-	SPA 1732 RP	-	SPA 3350 RP	-
SPZ 1800 RP	3V 710 RP	SPA 1757 RP	-	SPA 3382 RP	-
SPZ 1837 RP	-	SPA 1782 RP	-	SPA 3550 RP	-
SPZ 1862 RP	-	SPA 1800 RP	-	SPA 3750 RP	-
SPZ 1887 RP	-	SPA 1807 RP	-	SPA 4000 RP	-
SPZ 1900 RP	3V 750 RP	SPA 1832 RP	-	SPB	
SPZ 1937 RP	-	SPA 1857 RP	-	SPB 1250 RP	-
SPZ 1987 RP	-	SPA 1882 RP	-	SPB 1320 RP	-
SPZ 2000 RP	-	SPA 1900 RP	-	SPB 1400 RP	-
SPZ 2037 RP	-	SPA 1907 RP	-	SPB 1450 RP	-
SPZ 2120 RP	-	SPA 1932 RP	-	SPB 1500 RP	-
SPZ 2137 RP	-	SPA 1957 RP	-	SPB 1550 RP	-
SPZ 2187 RP	-	SPA 1982 RP	-	SPB 1600 RP	-
SPZ 2240 RP	-	SPA 2000 RP	-	SPB 1700 RP	-
SPZ 2287 RP	3V 900 RP	SPA 2032 RP	-	SPB 1800 RP	-
SPZ 2360 RP	-	SPA 2057 RP	-	SPB 1900 RP	5V 750 RP
SPZ 2500 RP	-	SPA 2082 RP	-	SPB 2000 RP	-
SPZ 2650 RP	-	SPA 2120 RP	-	SPB 2120 RP	-
SPZ 2800 RP	-	SPA 2132 RP	-	SPB 2240 RP	-
SPZ 3000 RP	3V 1180 RP	SPA 2182 RP	-	SPB 2360 RP	-
SPZ 3150 RP	-	SPA 2207 RP	-	SPB 2500 RP	-
SPZ 3350 RP	3V 1320 RP	SPA 2232 RP	-	SPB 2650 RP	-



Description	Alternative RMA	Description RMA inches	Description metric	Description RMA inches	Description metric
SPB 2800 RP	-	3V		5V 3000 RP	15N 7620 RP
SPB 3000 RP	-	3V 475 RP	9N 1206 RP	5V 3150 RP	15N 8001 RP
SPB 3150 RP	-	3V 500 RP	9N 1270 RP	8V	
SPB 3250 RP	-	3V 530 RP	9N 1346 RP	8V 1000 RP	25N 2540 RP
SPB 3350 RP	5V 1320 RP	3V 560 RP	9N 1422 RP	8V 1120 RP	25N 2845 RP
SPB 3450 RP	-	3V 600 RP	9N 1524 RP	8V 1180 RP	25N 2997 RP
SPB 3550 RP	5V 1400 RP	3V 630 RP	9N 1600 RP	8V 1250 RP	25N 3175 RP
SPB 3750 RP	-	3V 670 RP	9N 1702 RP	8V 1320 RP	25N 3353 RP
SPB 4000 RP	-	3V 710 RP	9N 1803 RP	8V 1400 RP	25N 3556 RP
SPB 4250 RP	-	3V 750 RP	9N 1905 RP	8V 1500 RP	25N 3810 RP
SPB 4500 RP	-	3V 800 RP	9N 2032 RP	8V 1600 RP	25N 4064 RP
SPB 4750 RP	-	3V 850 RP	9N 2159 RP	8V 1700 RP	25N 4318 RP
SPB 5000 RP	-	3V 900 RP	9N 2286 RP	8V 1800 RP	25N 4572 RP
SPB 5300 RP	-	3V 950 RP	9N 2413 RP	8V 1900 RP	25N 4826 RP
SPB 5600 RP	-	3V 1000 RP	9N 2540 RP	8V 2000 RP	25N 5080 RP
SPB 6000 RP	-	3V 1060 RP	9N 2692 RP	8V 2120 RP	25N 5385 RP
SPB 6300 RP	-	3V 1120 RP	9N 2845 RP	8V 2240 RP	25N 5690 RP
SPB 6700 RP	-	3V 1180 RP	9N 2997 RP	8V 2360 RP	25N 5994 RP
SPB 7100 RP	5V 2800 RP	3V 1250 RP	9N 3175 RP	8V 2500 RP	25N 6350 RP
SPB 7500 RP	-	3V 1320 RP	9N 3353 RP	8V 2650 RP	25N 6731 RP
SPB 8000 RP	5V 3150 RP	3V 1400 RP	9N 3556 RP	8V 2800 RP	25N 7112 RP
SPC		5V		8V 3000 RP	25N 7620 RP
SPC 2000 RP	-	5V 530 RP	15N 1346 RP	8V 3150 RP	25N 8001 RP
SPC 2120 RP	-	5V 560 RP	15N 1422 RP	8V 3350 RP	25N 8509 RP
SPC 2240 RP	-	5V 600 RP	15N 1524 RP	8V 3550 RP	25N 9017 RP
SPC 2360 RP	-	5V 630 RP	15N 1600 RP	8V 3750 RP	25N 9525 RP
SPC 2500 RP	-	5V 670 RP	15N 1702 RP	8V 4000 RP	25N 10160 RP
SPC 2650 RP	-	5V 710 RP	15N 1803 RP	8V 4250 RP	25N 10795 RP
SPC 2800 RP	-	5V 750 RP	15N 1905 RP	8V 4500 RP	25N 11430 RP
SPC 3000 RP	-	5V 800 RP	15N 2032 RP	8V 4750 RP	25N 12065 RP
SPC 3150 RP	-	5V 850 RP	15N 2159 RP		
SPC 3350 RP	-	5V 900 RP	15N 2286 RP		
SPC 3550 RP	-	5V 950 RP	15N 2413 RP		
SPC 3750 RP	-	5V 1000 RP	15N 2540 RP		
SPC 4000 RP	-	5V 1060 RP	15N 2692 RP		
SPC 4250 RP	-	5V 1120 RP	15N 2845 RP		
SPC 4500 RP	-	5V 1180 RP	15N 2997 RP		
SPC 4750 RP	-	5V 1250 RP	15N 3175 RP		
SPC 5000 RP	-	5V 1320 RP	15N 3353 RP		
SPC 5300 RP	-	5V 1400 RP	15N 3556 RP		
SPC 5600 RP	-	5V 1500 RP	15N 3810 RP		
SPC 6000 RP	-	5V 1600 RP	15N 4064 RP		
SPC 6300 RP	-	5V 1700 RP	15N 4318 RP		
SPC 6700 RP	-	5V 1800 RP	15N 4572 RP		
SPC 7100 RP	-	5V 1900 RP	15N 4826 RP		
SPC 7500 RP	-	5V 2000 RP	15N 5080 RP		
SPC 8000 RP	-	5V 2120 RP	15N 5385 RP		
SPC 8500 RP	-	5V 2240 RP	15N 5690 RP		
SPC 9000 RP	-	5V 2360 RP	15N 5994 RP		
SPC 9500 RP	-	5V 2500 RP	15N 6350 RP		
SPC 10000 RP	-	5V 2650 RP	15N 6731 RP		
		5V 2800 RP	15N 7112 RP		





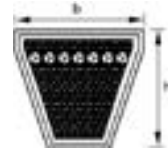


optibelt **BLUE POWER**

HIGH-PERFORMANCE WEDGE BELTS
with Aramid cord, DIN 7753 Part 1 / ISO 4184 and RMA/MPTA



Profiles:
SPB, SPC



Profile:
8V

	SPB	SPC	8V
Nominal length	Datum length L_d	Datum length L_d	Outside length L_o / 10
Nominal lengths unit	mm	mm	in
Height of belt h [mm]	13.00	18.00	23.00
Width of belt b [mm]	16.30	22.00	25.00
Weight [kg/m]	0.206	0.389	0.603
Max. manufacturing length [mm]	18000	18000	18000
Min. pulley diameter [mm]	180.00	280.00	355.00
Min. order quantity for non standard lengths from	1500 mm L_d = 25 pieces	2000 mm L_d = 16 pieces	4064 mm L_o = 14 pieces
Min. order quantity for non standard lengths from	1800 mm L_d = 23 pieces	-	-
Bundle quantity up to 2300 mm	10 pieces	10 pieces	-
Bundle quantity up to 5000 mm	10 pieces	5 pieces	1 piece
Bundle quantity from 5000 mm	5 pieces	3 pieces	1 piece

- Non stock items
- Further profiles and sizes are available on request.

Ordering example: SPB 1500 BP
Please make sure to mention the product name in your order.





Description	Description	Description RMA inches	Description metric
SPB	SPC 6300 BP •	8V	
SPB 1500 BP •	SPC 6700 BP •	8V 1600 BP •	25N 4064 BP
SPB 1600 BP •	SPC 7100 BP •	8V 1700 BP •	25N 4318 BP
SPB 1700 BP •	SPC 7500 BP •	8V 1800 BP •	25N 4572 BP
SPB 1800 BP •	SPC 8000 BP •	8V 1900 BP •	25N 4826 BP
SPB 1900 BP •	SPC 8500 BP •	8V 2000 BP •	25N 5080 BP
SPB 2000 BP •	SPC 9000 BP •	8V 2120 BP •	25N 5385 BP
SPB 2120 BP •		8V 2240 BP •	25N 5690 BP
SPB 2240 BP •		8V 2360 BP •	25N 5994 BP
SPB 2360 BP •		8V 2500 BP •	25N 6350 BP
SPB 2500 BP •		8V 2650 BP •	25N 6731 BP
SPB 2650 BP •		8V 2800 BP •	25N 7112 BP
SPB 2800 BP •		8V 3000 BP •	25N 7620 BP
SPB 3000 BP •		8V 3150 BP •	25N 8001 BP
SPB 3150 BP •		8V 3350 BP •	25N 8509 BP
SPB 3350 BP •		8V 3550 BP •	25N 9017 BP
SPB 3550 BP •			
SPB 3750 BP •			
SPB 4000 BP •			
SPB 4250 BP •			
SPB 4500 BP •			
SPB 4750 BP •			
SPB 5000 BP •			
SPB 5300 BP •			
SPB 5600 BP •			
SPB 6000 BP •			
SPB 6300 BP •			
SPB 6700 BP •			
SPB 7100 BP •			
SPB 7500 BP •			
SPB 8000 BP •			
SPC			
SPC 2000 BP •			
SPC 2120 BP •			
SPC 2240 BP •			
SPC 2360 BP •			
SPC 2500 BP •			
SPC 2650 BP •			
SPC 2800 BP •			
SPC 3000 BP •			
SPC 3150 BP •			
SPC 3350 BP •			
SPC 3550 BP •			
SPC 3750 BP •			
SPC 4000 BP •			
SPC 4250 BP •			
SPC 4500 BP •			
SPC 4750 BP •			
SPC 5000 BP •			
SPC 5300 BP •			
SPC 5600 BP •			
SPC 6000 BP •			



Profiles:

5, Y/6, 8, Z/10, A/13, B/17, 20, C/22, 25, D/32, E/40

optibelt **VB S=C Plus**

CLASSICAL V-BELTS
DIN 2215 / ISO 4184



	5	Y/6	8	Z/10	A/13	B/17	20	C/22	25	D/32	E/40
Nominal length	Inside length L_i	Inside length L_i	Inside length L_i	Inside length L_i	Inside length L_i	Inside length L_i	Inside length L_i	Inside length L_i	Inside length L_i	Inside length L_i	Inside length L_i
Nominal lengths unit	mm	mm	mm	mm	mm	mm	mm	mm	mm	mm	mm
Height of belt h [mm]	3.00	4.00	5.00	6.00	8.00	11.00	12.50	14.00	16.00	20.00	25.00
Width of belt b [mm]	5.00	6.00	8.00	10.00	13.00	17.00	20.00	22.00	25.00	32.00	40.00
Weight [kg/m]	0.018	0.026	0.042	0.064	0.109	0.196	0.266	0.324	0.420	0.668	0.958
Max. manufacturing length [mm]	-	-	-	4500	10000	21000	21000	21000	21000	21000	21000
Min. pulley diameter [mm]	20.00	28.00	40.00	50.00	71.00	112.00	160.00	180.00	250.00	355.00	500.00
Min. order quantity for non standard lengths from	on request	on request	on request	1800 mm = 20 pieces	1800 mm = 31 pieces	1800 mm = 25 pieces	1800 mm = 21 pieces	1800 mm = 19 pieces	1800 mm = 17 pieces	2000 mm = 11 pieces	3000 mm = 7 pieces
Min. order quantity for non standard lengths from	-	-	-	-	-	2000 mm = 21 pieces	2000 mm = 18 pieces	2000 mm = 16 pieces	2000 mm = 14 pieces	-	-
Min. order quantity for certain special versions from	-	-	-	1800 mm = 60 pieces	1800 mm = 93 pieces	1800 mm = 75 pieces	1800 mm = 63 pieces	1800 mm = 57 pieces	1800 mm = 51 pieces	2000 mm = 33 pieces	3000 mm = 21 pieces
Min. order quantity for certain special versions from	-	-	-	-	-	2000 mm = 63 pieces	2000 mm = 54 pieces	2000 mm = 48 pieces	2000 mm = 42 pieces	-	-
Bundle quantity up to 2300 mm	25 pieces	25 pieces	25 pieces	25 pieces	25 pieces	10 pieces	10 pieces	10 pieces	10 pieces	1 piece	-
Bundle quantity up to 5000 mm	-	-	-	10 pieces	10 pieces	10 pieces	5 pieces	5 pieces	5 pieces	1 piece	1 piece
Bundle quantity from 5000 mm	-	-	-	-	10 pieces	5 pieces	3 pieces	3 pieces	3 pieces	1 piece	1 piece

• Non stock items
Lengths in bold type are version S=C Plus (Set Constant).
▲ Raw edge, moulded cogged datum length L_d = pitch length L_w

optibelt VB - LC: V-Belts with Light Coloured Cover Fabric
Profiles: A/13, B/17, 20, C/22, 25, D/32 on request



optibelt LD: Light Duty V-Belts to RMA/MPTA
Profiles: 2L, 3L, 4L, 5L on request

Ordering example: 5 x 190
Please make sure to mention the product name in your order.



Description L _i	Description L _d	Belt no.	Description L _i	Description L _d	Belt no.
5			8 x 1020	8 x 1040	-
5 x 190 ▲	5 x 200	-	8 x 1050	8 x 1070	-
5 x 229 ▲	5 x 239	-	8 x 1075	8 x 1095	-
5 x 260 ▲	5 x 270	-	8 x 1120	8 x 1140	-
5 x 280 ▲	5 x 290	-	8 x 1200	8 x 1220	-
5 x 300 ▲	5 x 310	-	8 x 1250	8 x 1270	-
5 x 315 ▲	5 x 325	-	Z/10		
5 x 322 ▲	5 x 332	-	10 x 290 ▲	10 x 312	Z 11
5 x 335 ▲	5 x 345	-	10 x 315 ▲	10 x 337	Z 12 1/2
5 x 375 ▲	5 x 385	-	10 x 375 ▲	10 x 397	Z 14
5 x 425 ▲	5 x 435	-	10 x 400 ▲	10 x 422	Z 15
5 x 475 ▲	5 x 485	-	10 x 425 ▲	10 x 447	Z 16
5 x 500 ▲	5 x 510	-	10 x 450 ▲	10 x 472	Z 17
5 x 530 ▲	5 x 540	-	10 x 475 ▲	10 x 497	Z 18
5 x 554 ▲	5 x 564	-	10 x 480 ▲	10 x 502	Z 19
5 x 600 ▲	5 x 610	-	10 x 500 ▲	10 x 522	Z 19 3/4
Y/6			10 x 515 ▲	10 x 537	Z 20
6 x 280 ▲	6 x 295	-	10 x 525 ▲	10 x 547	Z 20 1/2
6 x 300 ▲	6 x 315	-	10 x 530 ▲	10 x 552	Z 21
6 x 335 ▲	6 x 350	-	10 x 540 ▲	10 x 562	Z 21 1/4
6 x 400 ▲	6 x 415	-	10 x 560 ▲	10 x 582	Z 22
6 x 425 ▲	6 x 440	-	10 x 575	10 x 597	Z 23
6 x 450 ▲	6 x 465	-	10 x 600	10 x 622	Z 24
6 x 500 ▲	6 x 515	-	10 x 630	10 x 652	Z 25
6 x 540 ▲	6 x 555	-	10 x 650	10 x 672	Z 26
6 x 600 ▲	6 x 615	-	10 x 670	10 x 692	Z 27
6 x 850 ▲	6 x 865	-	10 x 700	10 x 722	Z 27 1/2
8			10 x 710	10 x 732	Z 28
8 x 315 ▲	8 x 335	-	10 x 725	10 x 747	Z 28 1/2
8 x 355 ▲	8 x 375	-	10 x 730	10 x 752	Z 29
8 x 400 ▲	8 x 420	-	10 x 750	10 x 772	Z 29 1/2
8 x 425 ▲	8 x 445	-	10 x 765	10 x 787	Z 30
8 x 450 ▲	8 x 470	-	10 x 775	10 x 797	Z 31
8 x 475 ▲	8 x 495	-	10 x 800	10 x 822	Z 31 1/2
8 x 490 ▲	8 x 510	-	10 x 820	10 x 842	Z 32
8 x 530 ▲	8 x 550	-	10 x 825	10 x 847	Z 33
8 x 560 ▲	8 x 580	-	10 x 850	10 x 872	Z 33 1/2
8 x 575 ▲	8 x 595	-	10 x 865	10 x 887	Z 34
8 x 600 ▲	8 x 620	-	10 x 875	10 x 897	Z 35
8 x 630 ▲	8 x 650	-	10 x 900	10 x 922	Z 36
8 x 670 ▲	8 x 690	-	10 x 925	10 x 947	Z 37
8 x 700 ▲	8 x 720	-	10 x 950	10 x 972	Z 38
8 x 710 ▲	8 x 730	-	10 x 975	10 x 997	Z 38 1/2
8 x 750 ▲	8 x 770	-	10 x 1000	10 x 1022	Z 39
8 x 775 ▲	8 x 795	-	10 x 1016	10 x 1038	Z 40
8 x 800 ▲	8 x 820	-	10 x 1030	10 x 1052	Z 40 1/2
8 x 825	8 x 845	-	10 x 1041	10 x 1063	Z 41
8 x 850	8 x 870	-	10 x 1050	10 x 1072	Z 41 1/2
8 x 875	8 x 895	-	10 x 1060	10 x 1082	Z 42
8 x 900	8 x 920	-	10 x 1080	10 x 1102	Z 43
8 x 950	8 x 970	-	10 x 1100	10 x 1122	Z 43 1/4
8 x 1000	8 x 1020	-	10 x 1120	10 x 1142	Z 44

Description L _i	Description L _d	Belt no.	Description L _i	Description L _d	Belt no.
10 x 1150	10 x 1172	Z 45	13 x 710	13 x 740	A 28
10 x 1165	10 x 1187	Z 46	13 x 730	13 x 760	A 29
10 x 1180	10 x 1202	Z 46 1/2	13 x 750	13 x 780	A 29 1/2
10 x 1194	10 x 1216	Z 47	13 x 767	13 x 797	A 30
10 x 1215	10 x 1237	Z 48	13 x 775	13 x 805	A 31
10 x 1225	10 x 1247	Z 48 1/2	13 x 800	13 x 830	A 31 1/2
10 x 1250	10 x 1272	Z 49	13 x 813	13 x 843	A 32
10 x 1270	10 x 1292	Z 50	13 x 825	13 x 855	A 32 1/2
10 x 1295	10 x 1317	Z 51	13 x 841	13 x 871	A 33
10 x 1320	10 x 1342	Z 52	13 x 850	13 x 880	A 34
10 x 1346	10 x 1368	Z 53	13 x 875	13 x 905	A 34 1/2
10 x 1371	10 x 1393	Z 54	13 x 889	13 x 919	A 35
10 x 1400	10 x 1422	Z 55	13 x 900	13 x 930	A 35 1/2
10 x 1422	10 x 1444	Z 56	13 x 914	13 x 944	A 36
10 x 1450	10 x 1472	Z 57	13 x 925	13 x 955	A 37
10 x 1475	10 x 1497	Z 58	13 x 950	13 x 980	A 37 1/2
10 x 1500	10 x 1522	Z 59	13 x 965	13 x 995	A 38
10 x 1524	10 x 1546	Z 60	13 x 975	13 x 1005	A 38 1/2
10 x 1550	10 x 1572	Z 61	13 x 1000	13 x 1030	A 39
10 x 1575	10 x 1597	Z 62	13 x 1016	13 x 1046	A 40
10 x 1600	10 x 1622	Z 63	13 x 1030	13 x 1060	A 40 1/2
10 x 1626	10 x 1648	Z 64	13 x 1041	13 x 1071	A 41
10 x 1651	10 x 1673	Z 65	13 x 1050	13 x 1080	A 41 1/2
10 x 1675	10 x 1697	Z 66	13 x 1060	13 x 1090	A 42
10 x 1700	10 x 1722	Z 67	13 x 1075	13 x 1105	A 42 1/2
10 x 1725	10 x 1747	Z 68	13 x 1100	13 x 1130	A 43
10 x 1750	10 x 1772	Z 69	13 x 1105	13 x 1135	A 43 1/2
10 x 1775	10 x 1797	Z 70	13 x 1120	13 x 1150	A 44
10 x 1800	10 x 1822	Z 71	13 x 1143	13 x 1173	A 45
10 x 1850	10 x 1872	Z 73	13 x 1150	13 x 1180	A 45 1/2
10 x 1900	10 x 1922	Z 75	13 x 1168	13 x 1198	A 46
10 x 1975	10 x 1997	Z 78	13 x 1180	13 x 1210	A 46 1/2
10 x 2000	10 x 2022	Z 79	13 x 1200	13 x 1230	A 47
10 x 2120	10 x 2142	Z 83 1/2	13 x 1215	13 x 1245	A 47 1/2
10 x 2240	10 x 2262	Z 88	13 x 1220	13 x 1250	A 48
10 x 2360	10 x 2382	Z 93	13 x 1225	13 x 1255	A 48 1/2
10 x 2500	10 x 2522	Z 98	13 x 1250	13 x 1280	A 49
A/13			13 x 1270	13 x 1300	A 50
13 x 407	13 x 437	A 16	13 x 1300	13 x 1330	A 51
13 x 457	13 x 487	A 18	13 x 1320	13 x 1350	A 52
13 x 480	13 x 510	A 19	13 x 1350	13 x 1380	A 53
13 x 508	13 x 538	A 20	13 x 1375	13 x 1405	A 54
13 x 535	13 x 565	A 21	13 x 1400	13 x 1430	A 55
13 x 560	13 x 590	A 22	13 x 1422	13 x 1452	A 56
13 x 575	13 x 605	A 23	13 x 1450	13 x 1480	A 57
13 x 600	13 x 630	A 23 1/2	13 x 1475	13 x 1505	A 58
13 x 610	13 x 640	A 24	13 x 1500	13 x 1530	A 59
13 x 630	13 x 660	A 25	13 x 1525	13 x 1555	A 60
13 x 650	13 x 680	A 26	13 x 1550	13 x 1580	A 61
13 x 670	13 x 700	A 26 1/2	13 x 1575	13 x 1605	A 62
13 x 686	13 x 716	A 27	13 x 1600	13 x 1630	A 63
13 x 700	13 x 730	A 27 1/2	13 x 1625	13 x 1655	A 64

Description L _i	Description L _d	Belt no.	Description L _i	Description L _d	Belt no.
13 x 1650	13 x 1680	A 65	13 x 3454	13 x 3484	A 136
13 x 1676	13 x 1706	A 66	13 x 3550	13 x 3580	A 140
13 x 1700	13 x 1730	A 67	13 x 3658	13 x 3688	A 144
13 x 1725	13 x 1755	A 68	13 x 3750	13 x 3780	A 148
13 x 1750	13 x 1780	A 69	13 x 4000	13 x 4030	A 158
13 x 1775	13 x 1805	A 70	13 x 4250	13 x 4280	A 167
13 x 1800	13 x 1830	A 71	13 x 4572	13 x 4602	A 180
13 x 1825	13 x 1855	A 72	13 x 4750	13 x 4780	A 187
13 x 1854	13 x 1884	A 73	13 x 5000	13 x 5030	A 197
13 x 1880	13 x 1910	A 74	B/17		
13 x 1900	13 x 1930	A 75	17 x 570	17 x 610	B 23
13 x 1930	13 x 1960	A 76	17 x 615	17 x 655	B 24
13 x 1956	13 x 1986	A 77	17 x 630	17 x 670	B 25
13 x 1980	13 x 2010	A 78	17 x 650	17 x 690	B 26
13 x 2000	13 x 2030	A 79	17 x 670	17 x 710	B 26 1/2
13 x 2032	13 x 2062	A 80	17 x 686	17 x 726	B 27
13 x 2060	13 x 2090	A 81	17 x 710	17 x 750	B 28
13 x 2083	13 x 2113	A 82	17 x 725	17 x 765	B 29
13 x 2100	13 x 2130	A 83	17 x 750	17 x 790	B 30
13 x 2120	13 x 2150	A 83 1/2	17 x 775	17 x 815	B 31
13 x 2134	13 x 2164	A 84	17 x 800	17 x 840	B 32
13 x 2150	13 x 2180	A 84 1/2	17 x 825	17 x 865	B 32 1/2
13 x 2160	13 x 2190	A 85	17 x 836	17 x 876	B 33
13 x 2185	13 x 2215	A 86	17 x 850	17 x 890	B 34
13 x 2200	13 x 2230	A 86 1/2	17 x 875	17 x 915	B 34 1/2
13 x 2210	13 x 2240	A 87	17 x 889	17 x 929	B 35
13 x 2240	13 x 2270	A 88	17 x 900	17 x 940	B 36
13 x 2261	13 x 2291	A 89	17 x 925	17 x 965	B 37
13 x 2286	13 x 2316	A 90	17 x 950	17 x 990	B 37 1/2
13 x 2311	13 x 2341	A 91	17 x 965	17 x 1005	B 38
13 x 2337	13 x 2367	A 92	17 x 975	17 x 1015	B 38 1/2
13 x 2360	13 x 2390	A 93	17 x 1000	17 x 1040	B 39
13 x 2388	13 x 2418	A 94	17 x 1016	17 x 1056	B 40
13 x 2413	13 x 2443	A 95	17 x 1030	17 x 1070	B 40 1/2
13 x 2438	13 x 2468	A 96	17 x 1040	17 x 1080	B 41
13 x 2464	13 x 2494	A 97	17 x 1050	17 x 1090	B 41 1/2
13 x 2500	13 x 2530	A 98	17 x 1060	17 x 1100	B 42
13 x 2540	13 x 2570	A 100	17 x 1075	17 x 1115	B 42 1/2
13 x 2591	13 x 2621	A 102	17 x 1090	17 x 1130	B 43
13 x 2650	13 x 2680	A 104	17 x 1100	17 x 1140	B 43 1/4
13 x 2667	13 x 2697	A 105	17 x 1120	17 x 1160	B 44
13 x 2725	13 x 2755	A 107	17 x 1150	17 x 1190	B 45
13 x 2743	13 x 2773	A 108	17 x 1163	17 x 1203	B 45 1/2
13 x 2800	13 x 2830	A 110	17 x 1175	17 x 1215	B 46
13 x 2845	13 x 2875	A 112	17 x 1180	17 x 1220	B 46 1/2
13 x 2896	13 x 2926	A 114	17 x 1200	17 x 1240	B 47
13 x 2946	13 x 2976	A 116	17 x 1215	17 x 1255	B 48
13 x 3000	13 x 3030	A 118	17 x 1225	17 x 1265	B 48 1/2
13 x 3048	13 x 3078	A 120	17 x 1250	17 x 1290	B 49
13 x 3150	13 x 3180	A 124	17 x 1275	17 x 1315	B 50
13 x 3250	13 x 3280	A 128	17 x 1300	17 x 1340	B 51
13 x 3350	13 x 3380	A 132	17 x 1320	17 x 1360	B 52




Description L _i	Description L _d	Belt no.	Description L _i	Description L _d	Belt no.
17 x 1335	17 x 1375	B 52 1/2	17 x 2515	17 x 2555	B 99
17 x 1350	17 x 1390	B 53	17 x 2540	17 x 2580	B 100
17 x 1360	17 x 1400	B 53 1/2	17 x 2565	17 x 2605	B 101
17 x 1372	17 x 1412	B 54	17 x 2600	17 x 2640	B 102
17 x 1400	17 x 1440	B 55	17 x 2616	17 x 2656	B 103
17 x 1422	17 x 1462	B 56	17 x 2650	17 x 2690	B 104
17 x 1450	17 x 1490	B 57	17 x 2667	17 x 2707	B 105
17 x 1473	17 x 1513	B 58	17 x 2700	17 x 2740	B 106
17 x 1500	17 x 1540	B 59	17 x 2718	17 x 2758	B 107
17 x 1525	17 x 1565	B 60	17 x 2750	17 x 2790	B 108
17 x 1550	17 x 1590	B 61	17 x 2800	17 x 2840	B 110
17 x 1575	17 x 1615	B 62	17 x 2845	17 x 2885	B 112
17 x 1600	17 x 1640	B 63	17 x 2900	17 x 2940	B 114
17 x 1625	17 x 1665	B 64	17 x 2921	17 x 2961	B 115
17 x 1650	17 x 1690	B 65	17 x 2950	17 x 2990	B 116
17 x 1676	17 x 1716	B 66	17 x 3000	17 x 3040	B 118
17 x 1700	17 x 1740	B 67	17 x 3048	17 x 3088	B 120
17 x 1725	17 x 1765	B 68	17 x 3099	17 x 3139	B 122
17 x 1750	17 x 1790	B 69	17 x 3150	17 x 3190	B 124
17 x 1761	17 x 1801	B 69 1/2	17 x 3175	17 x 3215	B 125
17 x 1775	17 x 1815	B 70	17 x 3200	17 x 3240	B 126
17 x 1800	17 x 1840	B 71	17 x 3250	17 x 3290	B 128
17 x 1829	17 x 1869	B 72	17 x 3302	17 x 3342	B 130
17 x 1850	17 x 1890	B 73	17 x 3350	17 x 3390	B 132
17 x 1880	17 x 1920	B 74	17 x 3378	17 x 3428	B 133
17 x 1900	17 x 1940	B 75	17 x 3404	17 x 3444	B 134
17 x 1930	17 x 1970	B 76	17 x 3450	17 x 3490	B 136
17 x 1950	17 x 1990	B 77	17 x 3505	17 x 3545	B 138
17 x 1981	17 x 2021	B 78	17 x 3550	17 x 3590	B 140
17 x 2000	17 x 2040	B 79	17 x 3600	17 x 3640	B 142
17 x 2032	17 x 2072	B 80	17 x 3658	17 x 3698	B 144
17 x 2060	17 x 2100	B 81	17 x 3700	17 x 3740	B 146
17 x 2083	17 x 2123	B 82	17 x 3750	17 x 3790	B 148
17 x 2100	17 x 2140	B 83	17 x 3810	17 x 3850	B 150
17 x 2120	17 x 2160	B 83 1/2	17 x 3850	17 x 3890	B 151
17 x 2134	17 x 2174	B 84	17 x 3861	17 x 3901	B 152
17 x 2160	17 x 2200	B 85	17 x 3912	17 x 3952	B 154
17 x 2200	17 x 2240	B 86	17 x 3950	17 x 3990	B 155
17 x 2210	17 x 2250	B 87	17 x 3962	17 x 4002	B 156
17 x 2240	17 x 2280	B 88	17 x 4000	17 x 4040	B 158
17 x 2261	17 x 2301	B 89	17 x 4064	17 x 4104	B 160
17 x 2286	17 x 2326	B 90	17 x 4115	17 x 4155	B 162
17 x 2300	17 x 2340	B 91	17 x 4200	17 x 4240	B 165
17 x 2337	17 x 2377	B 92	17 x 4250	17 x 4290	B 167
17 x 2360	17 x 2400	B 93	17 x 4394	17 x 4434	B 173
17 x 2388	17 x 2428	B 94	17 x 4450	17 x 4490	B 175
17 x 2400	17 x 2440	B 94 1/2	17 x 4500	17 x 4540	B 177
17 x 2413	17 x 2453	B 95	17 x 4572	17 x 4612	B 180
17 x 2438	17 x 2478	B 96	17 x 4750	17 x 4790	B 187
17 x 2450	17 x 2490	B 96 1/2	17 x 4826	17 x 4866	B 190
17 x 2465	17 x 2505	B 97	17 x 4953	17 x 4993	B 195
17 x 2500	17 x 2540	B 98	17 x 5000	17 x 5040	B 197

Description L ₁	Description L ₂	Belt no.	Description L ₁	Description L ₂	Belt no.
17 x 5300	17 x 5340	B 208	22 x 1425	22 x 1483	C 56
17 x 5334	17 x 5374	B 210	22 x 1450	22 x 1508	C 57
17 x 5600	17 x 5640	B 220	22 x 1475	22 x 1533	C 58
17 x 5715	17 x 5755	B 225	22 x 1500	22 x 1558	C 59
17 x 6000	17 x 6040	B 236	22 x 1524	22 x 1582	C 60
17 x 6096	17 x 6136	B 240	22 x 1550	22 x 1608	C 61
17 x 6300	17 x 6340	B 248	22 x 1574	22 x 1632	C 62
17 x 6477	17 x 6517	B 255	22 x 1600	22 x 1658	C 63
17 x 6700	17 x 6740	B 264	22 x 1650	22 x 1708	C 65
17 x 6858	17 x 6898	B 270	22 x 1676	22 x 1734	C 66
17 x 7000	17 x 7040	B 276	22 x 1700	22 x 1758	C 67
17 x 7100	17 x 7140	B 280	22 x 1727	22 x 1785	C 68
17 x 7620	17 x 7660	B 300	22 x 1750	22 x 1808	C 69
20			22 x 1778	22 x 1836	C 70
20 x 900	20 x 950	-	22 x 1800	22 x 1858	C 71
20 x 1000	20 x 1050	-	22 x 1829	22 x 1887	C 72
20 x 1120	20 x 1170	-	22 x 1854	22 x 1912	C 73
20 x 1180	20 x 1230	-	22 x 1880	22 x 1938	C 74
20 x 1250	20 x 1300	-	22 x 1900	22 x 1958	C 75
20 x 1320	20 x 1370	-	22 x 1930	22 x 1988	C 76
20 x 1400	20 x 1450	-	22 x 1956	22 x 2014	C 77
20 x 1500	20 x 1550	-	22 x 1981	22 x 2039	C 78
20 x 1600	20 x 1650	-	22 x 2000	22 x 2058	C 79
20 x 1700	20 x 1750	-	22 x 2032	22 x 2090	C 80
20 x 1800	20 x 1850	-	22 x 2060	22 x 2118	C 81
20 x 1900	20 x 1950	-	22 x 2083	22 x 2141	C 82
20 x 2000	20 x 2050	-	22 x 2108	22 x 2166	C 83
20 x 2120	20 x 2170	-	22 x 2120	22 x 2178	C 83 1/2
20 x 2240	20 x 2290	-	22 x 2134	22 x 2192	C 84
20 x 2360	20 x 2410	-	22 x 2159	22 x 2217	C 85
20 x 2500	20 x 2550	-	22 x 2184	22 x 2242	C 86
20 x 2650	20 x 2700	-	22 x 2210	22 x 2268	C 87
20 x 2800	20 x 2850	-	22 x 2240	22 x 2298	C 88
20 x 3000	20 x 3050	-	22 x 2261	22 x 2319	C 89
20 x 3150	20 x 3200	-	22 x 2286	22 x 2344	C 90
20 x 3350	20 x 3400	-	22 x 2311	22 x 2369	C 91
20 x 3550	20 x 3600	-	22 x 2337	22 x 2395	C 92
20 x 3750	20 x 3800	-	22 x 2360	22 x 2418	C 93
20 x 4000	20 x 4050	-	22 x 2388	22 x 2446	C 94
20 x 4500	20 x 4550	-	22 x 2413	22 x 2471	C 95
20 x 5000	20 x 5050	-	22 x 2438	22 x 2496	C 96
20 x 6000	20 x 6050	-	22 x 2450	22 x 2508	C 96 1/2
C/22			22 x 2464	22 x 2522	C 97
22 x 1090	22 x 1148	C 43	22 x 2500	22 x 2558	C 98
22 x 1200	22 x 1258	C 47	22 x 2525	22 x 2583	C 99
22 x 1215	22 x 1273	C 48	22 x 2540	22 x 2598	C 100
22 x 1250	22 x 1308	C 49	22 x 2560	22 x 2618	C 101
22 x 1295	22 x 1353	C 51	22 x 2591	22 x 2649	C 102
22 x 1320	22 x 1378	C 52	22 x 2616	22 x 2674	C 103
22 x 1350	22 x 1408	C 53	22 x 2642	22 x 2700	C 104
22 x 1375	22 x 1433	C 54	22 x 2667	22 x 2725	C 105
22 x 1400	22 x 1458	C 55	22 x 2692	22 x 2750	C 106

Description L _i	Description L _d	Belt no.	Description L _i	Description L _d	Belt no.
22 x 2718	22 x 2776	C 107	22 x 5334	22 x 5392	C 210
22 x 2750	22 x 2808	C 108	22 x 5461	22 x 5519	C 215
22 x 2769	22 x 2827	C 109	22 x 5600	22 x 5658	C 220
22 x 2800	22 x 2858	C 110	22 x 5715	22 x 5773	C 225
22 x 2845	22 x 2903	C 112	22 x 6000	22 x 6058	C 236
22 x 2896	22 x 2954	C 114	22 x 6096	22 x 6154	C 240
22 x 2921	22 x 2979	C 115	22 x 6300	22 x 6358	C 248
22 x 2950	22 x 3008	C 116	22 x 6477	22 x 6535	C 255
22 x 2965	22 x 3023	C 117	22 x 6700	22 x 6758	C 264
22 x 3000	22 x 3058	C 118	22 x 6858	22 x 6916	C 270
22 x 3048	22 x 3106	C 120	22 x 7100	22 x 7158	C 280
22 x 3099	22 x 3157	C 122	22 x 7239	22 x 7297	C 285
22 x 3150	22 x 3208	C 124	22 x 7500	22 x 7558	C 295
22 x 3175	22 x 3233	C 125	22 x 7620	22 x 7678	C 300
22 x 3200	22 x 3258	C 126	22 x 8000	22 x 8058	C 315
22 x 3250	22 x 3308	C 128	22 x 8382	22 x 8440	C 330
22 x 3302	22 x 3360	C 130	22 x 8763	22 x 8821	C 345
22 x 3350	22 x 3408	C 132	22 x 9144	22 x 9202	C 360
22 x 3404	22 x 3462	C 134	25		
22 x 3429	22 x 3487	C 135	25 x 1400	25 x 1460	-
22 x 3450	22 x 3508	C 136	25 x 1500	25 x 1560	-
22 x 3505	22 x 3563	C 138	25 x 1600	25 x 1660	-
22 x 3550	22 x 3608	C 140	25 x 1700	25 x 1760	-
22 x 3607	22 x 3665	C 142	25 x 1800	25 x 1860	-
22 x 3658	22 x 3716	C 144	25 x 1900	25 x 1960	-
22 x 3700	22 x 3758	C 146	25 x 2000	25 x 2060	-
22 x 3750	22 x 3808	C 148	25 x 2120	25 x 2180	-
22 x 3810	22 x 3868	C 150	25 x 2240	25 x 2300	-
22 x 3861	22 x 3919	C 152	25 x 2360	25 x 2420	-
22 x 3912	22 x 3970	C 154	25 x 2500	25 x 2560	-
22 x 3962	22 x 4020	C 156	25 x 2650	25 x 2710	-
22 x 4000	22 x 4058	C 158	25 x 2700	25 x 2760	-
22 x 4064	22 x 4122	C 160	25 x 2800	25 x 2860	-
22 x 4100	22 x 4158	C 162	25 x 3000	25 x 3060	-
22 x 4140	22 x 4198	C 163	25 x 3150	25 x 3210	-
22 x 4191	22 x 4249	C 165	25 x 3350	25 x 3410	-
22 x 4216	22 x 4274	C 166	25 x 3550	25 x 3610	-
22 x 4250	22 x 4308	C 167	25 x 3750	25 x 3810	-
22 x 4267	22 x 4325	C 168	25 x 4000	25 x 4060	-
22 x 4318	22 x 4376	C 170	25 x 4250	25 x 4310	-
22 x 4394	22 x 4452	C 173	25 x 4500	25 x 4560	-
22 x 4445	22 x 4503	C 175	25 x 4750	25 x 4810	-
22 x 4500	22 x 4558	C 177	25 x 5000	25 x 5060	-
22 x 4572	22 x 4630	C 180	25 x 5300	25 x 5360	-
22 x 4699	22 x 4757	C 185	25 x 5600	25 x 5660	-
22 x 4750	22 x 4808	C 187	25 x 6000	25 x 6060	-
22 x 4826	22 x 4884	C 190	25 x 6300	25 x 6360	-
22 x 4953	22 x 5011	C 195	25 x 6700	25 x 6760	-
22 x 5000	22 x 5058	C 197	25 x 7100	25 x 7160	-
22 x 5080	22 x 5138	C 200	25 x 7500	25 x 7560	-
22 x 5182	22 x 5240	C 204	25 x 8000	25 x 8060	-
22 x 5300	22 x 5358	C 208	25 x 8500	25 x 8560	-

Description L _i	Description L _d	Belt no.	Description L _i	Description L _d	Belt no.
25 x 9000	25 x 9060	-	40 x 5600	40 x 5680	E 220
D/32			40 x 6000 •	40 x 6080	E 236
32 x 2000	32 x 2075	D 79	40 x 6096 •	40 x 6096	E 240
32 x 2500	32 x 2575	D 98	40 x 6300 •	40 x 6380	E 248
32 x 2650	32 x 2725	D 104	40 x 7100	40 x 7180	E 280
32 x 2800	32 x 2875	D 110	40 x 7500 •	40 x 7580	E 295
32 x 3000	32 x 3075	D 118	40 x 8000	40 x 8080	E 315
32 x 3048	32 x 3123	D 120	40 x 9000	40 x 9080	E 354
32 x 3150	32 x 3225	D 124	40 x 10000	40 x 10080	E 394
32 x 3251	32 x 3326	D 128	40 x 11200	40 x 11280	E 441
32 x 3350	32 x 3425	D 132	40 x 12500	40 x 12580	E 492
32 x 3425	32 x 3500	D 135			
32 x 3454	32 x 3529	D 136			
32 x 3550	32 x 3625	D 140			
32 x 3658	32 x 3733	D 144			
32 x 3750	32 x 3825	D 148			
32 x 3925	32 x 4000	D 154			
32 x 4000	32 x 4075	D 158			
32 x 4115	32 x 4190	D 162			
32 x 4250	32 x 4325	D 167			
32 x 4394	32 x 4469	D 173			
32 x 4500	32 x 4575	D 177			
32 x 4572	32 x 4647	D 180			
32 x 4750	32 x 4825	D 187			
32 x 4953	32 x 5028	D 195			
32 x 5000	32 x 5075	D 197			
32 x 5300	32 x 5375	D 208			
32 x 5334	32 x 5409	D 210			
32 x 5600	32 x 5675	D 220			
32 x 5715	32 x 5790	D 225			
32 x 6000	32 x 6075	D 236			
32 x 6096	32 x 6171	D 240			
32 x 6300	32 x 6375	D 248			
32 x 6477	32 x 6562	D 255			
32 x 6700	32 x 6775	D 264			
32 x 6858	32 x 6933	D 270			
32 x 7100	32 x 7175	D 280			
32 x 7500	32 x 7575	D 295			
32 x 7620	32 x 7695	D 300			
32 x 8000	32 x 8075	D 315			
32 x 8382	32 x 8457	D 330			
32 x 8500	32 x 8575	D 335			
32 x 9000	32 x 9075	D 354			
32 x 9144	32 x 9221	D 360			
32 x 9500	32 x 9575	D 374			
32 x 10000	32 x 10075	D 394			
32 x 11200	32 x 11275	D 441			
32 x 12192 •	32 x 12267	D 480			
E/40					
40 x 3000 •	40 x 3080	E 118			
40 x 4000 •	40 x 4080	E 158			
40 x 5000	40 x 5080	E 197			



Profiles:
XPZ, XPA, XPB, XPC,
3VX, 5VX

optibelt **SUPER X-POWER M=S**

HIGH-PERFORMANCE WEDGE BELTS

raw edge, moulded cogged as per

DIN 7753 Part 1/ ISO 4184 and RMA/MPTA



	XPZ	XPA	XPB	XPC	3VX	5VX
Nominal length	Datum length L_d	Datum length L_d	Datum length L_d	Datum length L_d	Outside length L_o / 10	Outside length L_o / 10
Nominal lengths unit	mm	mm	mm	mm	in	in
Height of belt h [mm]	8.00	10.00	13.00	18.00	8.00	13.00
Width of belt b [mm]	9.70	12.70	16.30	22.00	9.00	15.00
Weight [kg/m]	0.065	0.105	0.183	0.340	0.065	0.183
Max. manufacturing length [mm]	3550	3550	3550	3550	3556	3556
Min. pulley diameter [mm]	56.00	71.00	112.00	180.00	56.00	112.00
Min. order quantity for non standard lengths	on request	on request	on request	on request	on request	on request
Bundle quantity up to 2300 mm	25 pieces	25 pieces	10 pieces	10 pieces	25 pieces	10 pieces
Bundle quantity up to 3556 mm	10 pieces	10 pieces	10 pieces	5 pieces	10 pieces	10 pieces

- Non stock items
 datum length L_d = pitch length L_w

XPZ/3VX, XPB/5VX = replaceable dimension (not to be combined in sets).

All optibelt SUPER X-POWER M=S V-belts can be combined, without further measurement, to form sets if the nominal lengths are the same.

Ordering example: XPZ 587

Please make sure to mention the product name in your order.




Description	Alternative RMA	Description	Alternative RMA	Description	Alternative RMA
XPZ		XPZ 1387	-	XPA 982	-
XPZ 587	-	XPZ 1400	-	XPA 1000	-
XPZ 612	-	XPZ 1412	3VX 560	XPA 1007	-
XPZ 630	3VX 250	XPZ 1437	-	XPA 1030	-
XPZ 637	-	XPZ 1462	-	XPA 1060	-
XPZ 662	-	XPZ 1487	-	XPA 1082	-
XPZ 670	3VX 265	XPZ 1500	-	XPA 1107	-
XPZ 687	-	XPZ 1512	-	XPA 1120	-
XPZ 710	3VX 280	XPZ 1537	-	XPA 1132	-
XPZ 730	-	XPZ 1562	-	XPA 1157	-
XPZ 737	-	XPZ 1587	-	XPA 1180	-
XPZ 750	-	XPZ 1600	3VX 630	XPA 1207	-
XPZ 762	3VX 300	XPZ 1612	-	XPA 1232	-
XPZ 772	-	XPZ 1662	-	XPA 1250	-
XPZ 787	-	XPZ 1700	3VX 670	XPA 1257	-
XPZ 800	3VX 315	XPZ 1750	-	XPA 1272	-
XPZ 812	-	XPZ 1762	-	XPA 1282	-
XPZ 825	-	XPZ 1800	3VX 710	XPA 1307	-
XPZ 837	-	XPZ 1850	-	XPA 1320	-
XPZ 850	3VX 335	XPZ 1900	3VX 750	XPA 1332	-
XPZ 862	-	XPZ 1950	-	XPA 1357	-
XPZ 875	-	XPZ 2000	-	XPA 1382	-
XPZ 887	-	XPZ 2120	-	XPA 1400	-
XPZ 900	3VX 355	XPZ 2150 •	3VX 850	XPA 1432	-
XPZ 912	-	XPZ 2240	-	XPA 1450	-
XPZ 925	-	XPZ 2360	-	XPA 1457	-
XPZ 937	-	XPZ 2500	-	XPA 1482	-
XPZ 950	3VX 375	XPZ 2540 •	3VX 1000	XPA 1500	-
XPZ 962	-	XPZ 2650	-	XPA 1507	-
XPZ 987	-	XPZ 2690 •	3VX 1060	XPA 1532	-
XPZ 1000	-	XPZ 2800	-	XPA 1557	-
XPZ 1012	3VX 400	XPZ 2840 •	3VX 1120	XPA 1582	-
XPZ 1037	-	XPZ 3000	3VX 1180	XPA 1600	-
XPZ 1060	-	XPZ 3150	-	XPA 1607	-
XPZ 1077	3VX 425	XPZ 3350	3VX 1320	XPA 1632	-
XPZ 1087	-	XPZ 3550	3VX 1400	XPA 1650	-
XPZ 1112	-	XPA		XPA 1682	-
XPZ 1120	-	XPA 707	-	XPA 1700	-
XPZ 1137	3VX 450	XPA 732	-	XPA 1732	-
XPZ 1162	-	XPA 757	-	XPA 1750	-
XPZ 1180	-	XPA 782	-	XPA 1757	-
XPZ 1187	-	XPA 800	-	XPA 1782	-
XPZ 1202	3VX 475	XPA 807	-	XPA 1800	-
XPZ 1212	-	XPA 832	-	XPA 1832	-
XPZ 1237	-	XPA 850	-	XPA 1850	-
XPZ 1250	-	XPA 857	-	XPA 1882	-
XPZ 1262	3VX 500	XPA 882	-	XPA 1900	-
XPZ 1287	-	XPA 900	-	XPA 1932	-
XPZ 1312	-	XPA 907	-	XPA 1950	-
XPZ 1320	-	XPA 932	-	XPA 1982	-
XPZ 1337	3VX 530	XPA 950	-	XPA 2000	-
XPZ 1362	-	XPA 957	-	XPA 2120	-



Description	Alternative RMA	Description RMA inches	Description metric		
XPA 2240	-	3VX			
XPA 2360	-	3VX 250	9NX 635		
XPA 2500	-	3VX 265	9NX 673		
XPA 2650	-	3VX 280	9NX 711		
XPA 2800	-	3VX 300	9NX 762		
XPA 3000	-	3VX 315	9NX 800		
XPA 3150	-	3VX 335	9NX 851		
XPA 3350	-	3VX 355	9NX 902		
XPA 3550	-	3VX 375	9NX 952		
XPB		3VX 400	9NX 1016		
XPB 1250	-	3VX 425	9NX 1079		
XPB 1320	-	3VX 450	9NX 1143		
XPB 1400	-	3VX 475	9NX 1206		
XPB 1450	-	3VX 500	9NX 1270		
XPB 1500	-	3VX 530	9NX 1346		
XPB 1600	-	3VX 560	9NX 1422		
XPB 1650	-	3VX 600	9NX 1524		
XPB 1700	-	3VX 630	9NX 1600		
XPB 1750	-	3VX 670	9NX 1702		
XPB 1800	-	3VX 710	9NX 1803		
XPB 1850	-	3VX 750	9NX 1905		
XPB 1900	5VX 750	3VX 800	9NX 2032		
XPB 2000	-	3VX 850	9NX 2159		
XPB 2020 •	5VX 800	3VX 900	9NX 2286		
XPB 2040	-	3VX 950	9NX 2413		
XPB 2120	-	3VX 1000	9NX 2540		
XPB 2150	5VX 850	3VX 1060	9NX 2692		
XPB 2240	-	3VX 1120	9NX 2845		
XPB 2280	5VX 900	3VX 1180	9NX 2997		
XPB 2360	-	3VX 1250	9NX 3175		
XPB 2400 •	5VX 950	3VX 1320	9NX 3353		
XPB 2500	-	3VX 1400	9NX 3556		
XPB 2650	-	5VX			
XPB 2680	5VX 1060	5VX 500	15NX 1270		
XPB 2800	-	5VX 530	15NX 1346		
XPB 2840	5VX 1120	5VX 560	15NX 1422		
XPB 3000	-	5VX 600	15NX 1524		
XPB 3150	-	5VX 630	15NX 1600		
XPB 3350	5VX 1320	5VX 670	15NX 1702		
XPB 3550	5VX 1400	5VX 710	15NX 1803		
XPC		5VX 750	15NX 1905		
XPC 2000	-	5VX 800	15NX 2032		
XPC 2120	-	5VX 850	15NX 2159		
XPC 2240	-	5VX 900	15NX 2286		
XPC 2360	-	5VX 950	15NX 2413		
XPC 2500	-	5VX 1000	15NX 2540		
XPC 2650	-	5VX 1060	15NX 2692		
XPC 2800	-	5VX 1120	15NX 2845		
XPC 3000	-	5VX 1180	15NX 2997		
XPC 3150	-	5VX 1250	15NX 3175		
XPC 3350	-	5VX 1320	15NX 3353		
XPC 3550	-	5VX 1400	15NX 3556		







Profiles:
XPZ, XPA, XPB, XPC,
3VX, 5VX

optibelt **SUPER E-POWER M=S**

HIGH-PERFORMANCE WEDGE BELTS

raw edge, moulded cogged as per DIN 7753 Part I / ISO 4184 and RMA/MPTA



	XPZ	XPA	XPB	XPC	3VX	5VX
Nominal length	Datum length L_d	Datum length L_d	Datum length L_d	Datum length L_d	Outside length L_o / 10	Outside length L_o / 10
Nominal lengths unit	mm	mm	mm	mm	in	in
Height of belt h [mm]	8.00	10.00	13.00	18.00	8.00	13.00
Width of belt b [mm]	9.70	12.70	16.30	22.00	9.00	15.00
Weight [kg/m]	0.065	0.105	0.183	0.340	0.065	0.183
Max. manufacturing length [mm]	3550	3550	3550	3550	3556	3556
Min. pulley diameter [mm]	56.00	71.00	112.00	180.00	56.00	112.00
Min. order quantity for non standard lengths	on request	on request	on request	on request	on request	on request
Bundle quantity up to 2300 mm	25 pieces	25 pieces	10 pieces	10 pieces	25 pieces	10 pieces
Bundle quantity up to 3556 mm	10 pieces	10 pieces	10 pieces	5 pieces	10 pieces	10 pieces

- Non stock items
 datum length L_d = pitch length L_w

XPZ/3VX, XPB/5VX = replaceable dimension (not to be combined in sets).

All optibelt SUPER E-POWER M=S V-Belts can be combined, without further measurement, to form sets if the nominal lengths are the same.

Ordering example: XPZ 587 EP
 Please make sure to mention the product name in your order.



Description	Alternative RMA	Description	Alternative RMA	Description	Alternative RMA
XPZ		XPZ 1387 EP •	-	XPA 982 EP •	-
XPZ 587 EP •	-	XPZ 1400 EP •	-	XPA 1000 EP •	-
XPZ 612 EP •	-	XPZ 1412 EP •	3VX 560 EP	XPA 1007 EP •	-
XPZ 630 EP •	3VX 250 EP	XPZ 1437 EP •	-	XPA 1030 EP •	-
XPZ 637 EP •	-	XPZ 1462 EP •	-	XPA 1060 EP •	-
XPZ 662 EP •	-	XPZ 1487 EP •	-	XPA 1082 EP •	-
XPZ 670 EP •	3VX 265 EP	XPZ 1500 EP •	-	XPA 1107 EP •	-
XPZ 687 EP •	-	XPZ 1512 EP •	-	XPA 1120 EP •	-
XPZ 710 EP •	3VX 280 EP	XPZ 1537 EP •	-	XPA 1132 EP •	-
XPZ 730 EP •	-	XPZ 1562 EP •	-	XPA 1157 EP •	-
XPZ 737 EP •	-	XPZ 1587 EP •	-	XPA 1180 EP •	-
XPZ 750 EP •	-	XPZ 1600 EP •	3VX 630 EP	XPA 1207 EP •	-
XPZ 762 EP •	3VX 300 EP	XPZ 1612 EP •	-	XPA 1232 EP •	-
XPZ 772 EP •	-	XPZ 1662 EP •	-	XPA 1250 EP •	-
XPZ 787 EP •	-	XPZ 1700 EP •	3VX 670 EP	XPA 1257 EP •	-
XPZ 800 EP •	3VX 315 EP	XPZ 1750 EP •	-	XPA 1272 EP •	-
XPZ 812 EP •	-	XPZ 1762 EP •	-	XPA 1282 EP •	-
XPZ 825 EP •	-	XPZ 1800 EP •	3VX 710 EP	XPA 1307 EP •	-
XPZ 837 EP •	-	XPZ 1850 EP •	-	XPA 1320 EP •	-
XPZ 850 EP •	3VX 335 EP	XPZ 1900 EP •	3VX 750 EP	XPA 1332 EP •	-
XPZ 862 EP •	-	XPZ 1950 EP •	-	XPA 1357 EP •	-
XPZ 875 EP •	-	XPZ 2000 EP •	-	XPA 1382 EP •	-
XPZ 887 EP •	-	XPZ 2120 EP •	-	XPA 1400 EP •	-
XPZ 900 EP •	3VX 355 EP	XPZ 2150 EP •	3VX 850 EP	XPA 1432 EP •	-
XPZ 912 EP •	-	XPZ 2240 EP •	-	XPA 1450 EP •	-
XPZ 925 EP •	-	XPZ 2360 EP •	-	XPA 1457 EP •	-
XPZ 937 EP •	-	XPZ 2500 EP •	-	XPA 1482 EP •	-
XPZ 950 EP •	3VX 375 EP	XPZ 2540 EP •	3VX 1000 EP	XPA 1500 EP •	-
XPZ 962 EP •	-	XPZ 2650 EP •	-	XPA 1507 EP •	-
XPZ 987 EP •	-	XPZ 2690 EP •	3VX 1060 EP	XPA 1532 EP •	-
XPZ 1000 EP •	-	XPZ 2800 EP •	-	XPA 1557 EP •	-
XPZ 1012 EP •	3VX 400 EP	XPZ 2840 EP •	3VX 1120 EP	XPA 1582 EP •	-
XPZ 1037 EP •	-	XPZ 3000 EP •	3VX 1180 EP	XPA 1600 EP •	-
XPZ 1060 EP •	-	XPZ 3150 EP •	-	XPA 1607 EP •	-
XPZ 1077 EP •	3VX 425 EP	XPZ 3350 EP •	3VX 1320 EP	XPA 1632 EP •	-
XPZ 1087 EP •	-	XPZ 3550 EP •	3VX 1400 EP	XPA 1650 EP •	-
XPZ 1112 EP •	-	XPA		XPA 1682 EP •	-
XPZ 1120 EP •	-	XPA 707 EP •	-	XPA 1700 EP •	-
XPZ 1137 EP •	3VX 450 EP	XPA 732 EP •	-	XPA 1732 EP •	-
XPZ 1162 EP •	-	XPA 757 EP •	-	XPA 1750 EP •	-
XPZ 1180 EP •	-	XPA 782 EP •	-	XPA 1757 EP •	-
XPZ 1187 EP •	-	XPA 800 EP •	-	XPA 1782 EP •	-
XPZ 1202 EP •	3VX 475 EP	XPA 807 EP •	-	XPA 1800 EP •	-
XPZ 1212 EP •	-	XPA 832 EP •	-	XPA 1832 EP •	-
XPZ 1237 EP •	-	XPA 850 EP •	-	XPA 1850 EP •	-
XPZ 1250 EP •	-	XPA 857 EP •	-	XPA 1882 EP •	-
XPZ 1262 EP •	3VX 500 EP	XPA 882 EP •	-	XPA 1900 EP •	-
XPZ 1287 EP •	-	XPA 900 EP •	-	XPA 1932 EP •	-
XPZ 1312 EP •	-	XPA 907 EP •	-	XPA 1950 EP •	-
XPZ 1320 EP •	-	XPA 932 EP •	-	XPA 1982 EP •	-
XPZ 1337 EP •	3VX 530 EP	XPA 950 EP •	-	XPA 2000 EP •	-
XPZ 1362 EP •	-	XPA 957 EP •	-	XPA 2120 EP •	-



Description	Alternative RMA	Description RMA inches	Description metric		
XPA 2240 EP •	-	3VX			
XPA 2360 EP •	-	3VX 250 EP •	9NX 635 EP		
XPA 2500 EP •	-	3VX 265 EP •	9NX 673 EP		
XPA 2650 EP •	-	3VX 280 EP •	9NX 711 EP		
XPA 2800 EP •	-	3VX 300 EP •	9NX 762 EP		
XPA 3000 EP •	-	3VX 315 EP •	9NX 800 EP		
XPA 3150 EP •	-	3VX 335 EP •	9NX 851 EP		
XPA 3350 EP •	-	3VX 355 EP •	9NX 902 EP		
XPA 3550 EP •	-	3VX 375 EP •	9NX 952 EP		
XPB		3VX 400 EP •	9NX 1016 EP		
XPB 1250 EP •	-	3VX 425 EP •	9NX 1079 EP		
XPB 1320 EP •	-	3VX 450 EP •	9NX 1143 EP		
XPB 1400 EP •	-	3VX 475 EP •	9NX 1206 EP		
XPB 1450 EP •	-	3VX 500 EP •	9NX 1270 EP		
XPB 1500 EP •	-	3VX 530 EP •	9NX 1346 EP		
XPB 1600 EP •	-	3VX 560 EP •	9NX 1422 EP		
XPB 1650 EP •	-	3VX 600 EP •	9NX 1524 EP		
XPB 1700 EP •	-	3VX 630 EP •	9NX 1600 EP		
XPB 1750 EP •	-	3VX 670 EP •	9NX 1702 EP		
XPB 1800 EP •	-	3VX 710 EP •	9NX 1803 EP		
XPB 1850 EP •	-	3VX 750 EP •	9NX 1905 EP		
XPB 1900 EP •	5VX 750 EP	3VX 800 EP •	9NX 2032 EP		
XPB 2000 EP •	-	3VX 850 EP •	9NX 2159 EP		
XPB 2020 EP •	5VX 800 EP	3VX 900 EP •	9NX 2286 EP		
XPB 2040 EP •	-	3VX 950 EP •	9NX 2413 EP		
XPB 2120 EP •	-	3VX 1000 EP •	9NX 2540 EP		
XPB 2150 EP •	5VX 850 EP	3VX 1060 EP •	9NX 2692 EP		
XPB 2240 EP •	-	3VX 1120 EP •	9NX 2845 EP		
XPB 2280 EP •	5VX 900 EP	3VX 1180 EP •	9NX 2997 EP		
XPB 2360 EP •	-	3VX 1250 EP •	9NX 3175 EP		
XPB 2400 EP •	5VX 950 EP	3VX 1320 EP •	9NX 3353 EP		
XPB 2500 EP •	-	3VX 1400 EP •	9NX 3556 EP		
XPB 2650 EP •	-	5VX			
XPB 2680 EP •	5VX 1060 EP	5VX 500 EP •	15NX 1270 EP		
XPB 2800 EP •	-	5VX 530 EP •	15NX 1346 EP		
XPB 2840 EP •	5VX 1120 EP	5VX 560 EP •	15NX 1422 EP		
XPB 3000 EP •	-	5VX 600 EP •	15NX 1524 EP		
XPB 3150 EP •	-	5VX 630 EP •	15NX 1600 EP		
XPB 3350 EP •	5VX 1320 EP	5VX 670 EP •	15NX 1702 EP		
XPB 3550 EP •	5VX 1400 EP	5VX 710 EP •	15NX 1803 EP		
XPC		5VX 750 EP •	15NX 1905 EP		
XPC 2000 EP •	-	5VX 800 EP •	15NX 2032 EP		
XPC 2120 EP •	-	5VX 850 EP •	15NX 2159 EP		
XPC 2240 EP •	-	5VX 900 EP •	15NX 2286 EP		
XPC 2360 EP •	-	5VX 950 EP •	15NX 2413 EP		
XPC 2500 EP •	-	5VX 1000 EP •	15NX 2540 EP		
XPC 2650 EP •	-	5VX 1060 EP •	15NX 2692 EP		
XPC 2800 EP •	-	5VX 1120 EP •	15NX 2845 EP		
XPC 3000 EP •	-	5VX 1180 EP •	15NX 2997 EP		
XPC 3150 EP •	-	5VX 1250 EP •	15NX 3175 EP		
XPC 3350 EP •	-	5VX 1320 EP •	15NX 3353 EP		
XPC 3550 EP •	-	5VX 1400 EP •	15NX 3556 EP		





Profiles:
X10 / ZX, X13 / AX,
X17 / BX, X22 / CX

optibelt SUPER TX M=S

CLASSICAL V-BELTS
raw edge, moulded cogged as per DIN 2215
and ISO 4184



	X10 / ZX	X13 / AX	X17 / BX	X22 / CX
Nominal length	Datum length L_d	Datum length L_d	Datum length L_d	Datum length L_d
Nominal lengths unit	mm	mm	mm	mm
Height of belt h [mm]	6.00	8.00	11.00	14.00
Width of belt b [mm]	10.00	13.00	17.00	22.00
Weight [kg/m]	0.062	0.099	0.165	0.276
Max. manufacturing length [mm]	3550	3550	3550	3550
Min. pulley diameter [mm]	40.00	63.00	90.00	140.00
Min. order quantity for non standard lengths	on request	on request	on request	on request
Bundle quantity up to 2300 mm	25 pieces	25 pieces	10 pieces	10 pieces
Bundle quantity up to 3550 mm	10 pieces	10 pieces	10 pieces	5 pieces

- Non stock items
 Further sizes are available on request.

All the sizes in bold type can be combined, without further measurement, to form sets if the nominal lengths are the same. (M=S)

Ordering example: X10 x 597
 Please make sure to mention the product name in your order.



Description L _d	Belt no.	Description L _d	Belt no.	Description L _d	Belt no.
X10 / ZX		X13 x 1198	AX 46	X17 x 890	BX 34
X10 x 597	ZX 23	X13 x 1230	AX 47	X17 x 915	BX 34 1/2
X10 x 622	ZX 24	X13 x 1250	AX 48	X17 x 929	BX 35
X10 x 652	ZX 25	X13 x 1280	AX 49	X17 x 940	BX 36
X10 x 672	ZX 26	X13 x 1300	AX 50	X17 x 965	BX 37
X10 x 692	ZX 27	X13 x 1330	AX 51	X17 x 1005	BX 38
X10 x 732	ZX 28	X13 x 1350	AX 52	X17 x 1040	BX 39
X10 x 752	ZX 29	X13 x 1380	AX 53	X17 x 1056	BX 40
X10 x 772	ZX 29 1/2	X13 x 1405	AX 54	X17 x 1080	BX 41
X10 x 822	ZX 31 1/2	X13 x 1430	AX 55	X17 x 1100	BX 42
X10 x 842	ZX 32	X13 x 1452	AX 56	X17 x 1130	BX 43
X10 x 872	ZX 33 1/2	X13 x 1480	AX 57	X17 x 1160	BX 44
X10 x 847	ZX 33	X13 x 1505	AX 58	X17 x 1190	BX 45
X10 x 897	ZX 35	X13 x 1530	AX 59	X17 x 1203	BX 45 1/2
X10 x 922	ZX 36	X13 x 1605	AX 62	X17 x 1215	BX 46
X10 x 947	ZX 37	X13 x 1630	AX 63	X17 x 1220	BX 46 1/2
X10 x 972	ZX 38	X13 x 1655 •	AX 64	X17 x 1240	BX 47
X10 x 1038 •	ZX 40	X13 x 1706 •	AX 66	X17 x 1255	BX 48
X10 x 1052	ZX 40 1/2	X13 x 1730	AX 67	X17 x 1290	BX 49
X10 x 1082 •	ZX 42	X13 x 1780 •	AX 69	X17 x 1315	BX 50
X10 x 1202 •	ZX 46 1/2	X13 x 1805	AX 70	X17 x 1340	BX 51
X10 x 1342 •	ZX 52	X13 x 1830	AX 71	X17 x 1360	BX 52
X10 x 1422 •	ZX 55	X13 x 1884 •	AX 73	X17 x 1390	BX 53
X10 x 1522 •	ZX 59	X13 x 1930	AX 75	X17 x 1412	BX 54
X13 / AX		X13 x 2030	AX 79	X17 x 1440	BX 55
X13 x 590	AX 22	X13 x 2062 •	AX 80	X17 x 1462	BX 56
X13 x 605	AX 23	X13 x 2090 •	AX 81	X17 x 1490	BX 57
X13 x 630	AX 23 1/2	X13 x 2113 •	AX 82	X17 x 1513	BX 58
X13 x 640	AX 24	X13 x 2130 •	AX 83	X17 x 1540	BX 59
X13 x 660	AX 25	X13 x 2230 •	AX 86	X17 x 1565	BX 60
X13 x 700	AX 26 1/2	X13 x 2240 •	AX 87	X17 x 1590	BX 61
X13 x 716	AX 27	X13 x 2270	AX 88	X17 x 1615	BX 62
X13 x 740	AX 28	X13 x 2291 •	AX 89	X17 x 1640	BX 63
X13 x 760	AX 29	X13 x 2376 •	AX 92	X17 x 1665	BX 64
X13 x 797	AX 30	X13 x 2390	AX 93	X17 x 1690 •	BX 65
X13 x 805	AX 31	X13 x 2468 •	AX 96	X17 x 1716 •	BX 66
X13 x 843	AX 32	X13 x 2530 •	AX 98	X17 x 1740	BX 67
X13 x 871	AX 33	X13 x 2680 •	AX 104	X17 x 1790	BX 69
X13 x 880	AX 34	X13 x 2830 •	AX 110	X17 x 1840	BX 71
X13 x 919	AX 35	X13 x 3030 •	AX 118	X17 x 1890	BX 73
X13 x 930	AX 35 1/2	X13 x 3180 •	AX 124	X17 x 1940	BX 75
X13 x 944	AX 36	X13 x 3380 •	AX 132	X17 x 2040	BX 79
X13 x 955	AX 37	X17 / BX		X17 x 2072 •	BX 80
X13 x 980	AX 37 1/2	X17 x 610	BX 23	X17 x 2100 •	BX 81
X13 x 995	AX 38	X17 x 670	BX 25	X17 x 2123 •	BX 82
X13 x 1030	AX 39	X17 x 690	BX 26	X17 x 2140 •	BX 83
X13 x 1046	AX 40	X17 x 750	BX 28	X17 x 2174 •	BX 84
X13 x 1080	AX 41 1/2	X17 x 765	BX 29	X17 x 2240 •	BX 86
X13 x 1090	AX 42	X17 x 790	BX 30	X17 x 2250 •	BX 87
X13 x 1130	AX 43	X17 x 815	BX 31	X17 x 2280	BX 88
X13 x 1150	AX 44	X17 x 840	BX 32	X17 x 2301 •	BX 89
X13 x 1180	AX 45 1/2	X17 x 876	BX 33	X17 x 2340 •	BX 91





Profiles:
DIN/ISO



Profiles double sided:
DIN/ISO, RMA/MPTA

optibelt VARIO POWER

VARIABLE SPEED BELTS

raw edge, moulded cogged as per DIN/ISO and RMA/MPTA

	DIN/ISO	RMA/MPTA
Nominal length	Inside length L_i	Pitch length $L_w / 10$
Nominal lengths unit	mm	in

- Non stock items
Minimum order quantity on request.

optibelt VARIO POWER double sided are available on request.
Further sizes are available on request.
datum length L_d = pitch length L_w

Belt length [mm]	up to 5000 L_i
Belt top width [mm]	up to 100
Belt height [mm]	5 to 30
24° angle for profiles	13x5; 17x5
30° angle for profiles	52x16; 55x16; 65x20; 70x18
27° angle for all other profiles	
Range to RMA/MPTA as well as variable speed belts with an angle of 22° to 42° can be manufactured on request. Min. order quantities are required.	
Length tolerance	+/- 1 % of the nominal belt length
Angle tolerance	+/- 1.5° of the nominal angle
Height tolerance [mm]	≤ 8 = +/- 0.8
	≥ bis 20 mm = +/- 1.0 mm
	> 20 mm = +/- 1.5 mm
Width tolerance [mm]	+/- 0.75 mm

Ordering example: 13x5 x 468
1422V 235

Please make sure to mention the product name in your order.

Description L _i	Description L _w	Description L _i	Description L _w	Description L _i	Description L _w
DIN/ISO		28X8 1250	-	41X13 1120	W 40 1180
13x5 468	-	28X8 1320	-	41X13 1180	W 40 1240
13x5 500	-	28X8 1400	-	41X13 1190	W 40 1250
17x5 426	W 16 450	28X8 1500	-	41X13 1250	W 40 1310
17x5 476	W 16 500	30X10 650	-	41X13 1340	W 40 1400
17x5 536	W 16 560	30X10 665	-	41X13 1440	W 40 1500
17x5 570	W 16 600	30X10 700	-	41X13 1600	W 40 1660
17x5 606	W 16 630	30X10 800	-	41X13 1740	W 40 1800
17x5 776	W 16 800	30X10 850	-	41X13 1940	W 40 2000
21X6 530	W 20 560	30X10 875	-	47X13 1000	-
21X6 600	W 20 630	30X10 900	-	47X13 1060	-
21X6 610	W 20 640	30X10 950	-	47X13 1120	-
21X6 675	W 20 710	30X10 1000	-	47X13 1180	-
21X6 770	W 20 800	30X10 1035	-	47X13 1250	-
21X6 870	W 20 900	30X10 1120	-	47X13 1320	-
21X6 970	W 20 1000	30X10 1200	-	47X13 1400	-
21X6 1220	W 20 1250	30X10 1340	-	47X13 1500	-
22X8 485	-	30X10 1500	-	47X13 1600	-
22X8 525	-	30X10 1600	-	47X13 1700	-
22X8 565	-	32X10 750	W 31.5 800	47X13 1800	-
22X8 610	-	32X10 790	W 31.5 840	52X16 1180	W 50 1250
22X8 650	-	32X10 820	W 31.5 870	52X16 1250	W 50 1320
22X8 700	-	32X10 850	W 31.5 900	52X16 1325	W 50 1400
22X8 750	-	32X10 900	W 31.5 950	52X16 1400	W 50 1480
22X8 800	-	32X10 950	W 31.5 1000	52X16 1525	W 50 1600
22X8 850	-	32X10 1000	W 31.5 1050	52X16 1600	W 50 1680
22X8 900	-	32X10 1073	W 31.5 1120	52X16 1725	W 50 1800
22X8 950	-	32X10 1120	W 31.5 1170	52X16 1925	W 50 2000
22X8 1000	-	32X10 1180	W 31.5 1230	52X16 2165	W 50 2240
22X8 1060	-	32X10 1200	W 31.5 1250	52X16 2240	W 50 2320
22X8 1185	-	32X10 1353	W 31.5 1400	55X16 1400	-
26X8 655	W 25 690	37X10 660	-	55X16 1500	-
26X8 672	W 25 710	37X10 800	-	55X16 1600	-
26X8 710	W 25 750	37X10 850	-	55X16 1700	-
26X8 750	W 25 762	37X10 900	-	55X16 1800	-
26X8 762	W 25 800	37X10 950	-	65X20 1706	W 63 1800
26X8 800	W 25 840	37X10 1000	-	65X20 1906	W 63 2000
26X8 862	W 25 900	37X10 1020	-	70X18 1600	-
26X8 962	W 25 1000	37X10 1060	-	70X18 1700	-
26X8 1082	W 25 1120	37X10 1120	-	70X18 1800	-
28X8 600	-	37X10 1180	-	70X18 1900	-
28X8 650	-	37X10 1250	-	70X18 2000	-
28X8 700	-	37X10 1320	-	70X18 2240	-
28X8 750	-	37X10 1400	-	70X18 2500	-
28X8 800	-	37X10 1500	-		
28X8 850	-	37X10 1600	-		
28X8 900	-	37X10 1700	-		
28X8 950	-	37X10 1800	-		
28X8 1000	-	41X13 925	W 40 990		
28X8 1060	-	41X13 1000	W 40 1060		
28X8 1120	-	41X13 1040	W 40 1100		
28X8 1180	-	41X13 1060	W 40 1120		

Description	Description L _w	Description	Description L _w	Description	Description L _w
RMA / MPTA		2230V 266 •	-	2926V 646 •	-
1422V 235 •	-	2230V 273 •	-	2926V 666 •	-
1422V 240 •	-	2230V 275 •	-	2926V 686 •	-
1422V 270 •	-	2230V 326 •	-	2926V 726 •	-
1422V 290 •	-	2230V 375 •	-	2926V 750 •	-
1422V 300 •	-	2322V 329 •	-	2926V 776 •	-
1422V 330 •	-	2322V 347 •	-	2926V 786 •	-
1422V 340 •	-	2322V 364 •	-	3226V 392 •	-
1422V 360 •	-	2322V 396 •	-	3226V 400 •	-
1422V 400 •	-	2322V 421 •	-	3226V 433 •	-
1422V 420 •	-	2322V 434 •	-	3226V 450 •	-
1422V 440 •	-	2322V 441 •	-	3226V 505 •	-
1422V 460 •	-	2322V 461 •	-	3226V 545 •	-
1422V 470 •	-	2322V 481 •	-	3226V 585 •	-
1422V 480 •	-	2322V 486 •	-	3226V 603 •	-
1422V 540 •	-	2322V 521 •	-	3226V 650 •	-
1422V 600 •	-	2322V 541 •	-	3226V 663 •	-
1422V 660 •	-	2322V 601 •	-	3226V 723 •	-
1430V 215 •	-	2322V 661 •	-	3226V 783 •	-
1922V 277 •	-	2322V 681 •	-	3226V 843 •	-
1922V 282 •	-	2322V 701 •	-	3230V 419 •	-
1922V 298 •	-	2322V 801 •	-	3230V 528 •	-
1922V 321 •	-	2426V 353 •	-	3230V 560 •	-
1922V 332 •	-	2426V 363 •	-	3230V 585 •	-
1922V 338 •	-	2530V 500 •	-	3230V 600 •	-
1922V 363 •	-	2530V 530 •	-	3230V 630 •	-
1922V 381 •	-	2530V 560 •	-	3230V 670 •	-
1922V 386 •	-	2530V 600 •	-	3230V 710 •	-
1922V 403 •	-	2530V 630 •	-	3230V 723 •	-
1922V 426 •	-	2530V 670 •	-	3230V 750 •	-
1922V 443 •	-	2530V 710 •	-	3230V 800 •	-
1922V 454 •	-	2530V 750 •	-	3230V 850 •	-
1922V 460 •	-	2530V 790 •	-	3432V 450 •	-
1922V 484 •	-	2530V 800 •	-	3432V 456 •	-
1922V 526 •	-	2530V 934 •	-	3432V 480 •	-
1922V 544 •	-	2530V 990 •	-	3432V 528 •	-
1922V 604 •	-	2830V 337 •	-	3432V 534 •	-
1922V 630 •	-	2830V 363 •	-	4036V 541 •	-
1922V 646 •	-	2830V 366 •	-	4036V 574 •	-
1922V 666 •	-	2830V 367 •	-	4430V 530 •	-
1922V 686 •	-	2830V 393 •	-	4430V 548 •	-
1922V 706 •	-	2830V 396 •	-	4430V 555 •	-
1922V 721 •	-	2830V 422 •	-	4430V 560 •	-
1922V 726 •	-	2926V 471 •	-	4430V 570 •	-
1922V 751 •	-	2926V 486 •	-	4430V 578 •	-
1922V 756 •	-	2926V 521 •	-	4430V 600 •	-
1926V 250 •	-	2926V 546 •	-	4430V 610 •	-
1926V 275 •	-	2926V 574 •	-	4430V 630 •	-
1926V 290 •	-	2926V 586 •	-	4430V 652 •	-
1926V 407 •	-	2926V 606 •	-	4430V 660 •	-
1926V 415 •	-	2926V 616 •	-	4430V 670 •	-
1926V 427 •	-	2926V 636 •	-	4430V 690 •	-



Length (mm)	Price per width 10-15 mm	Price per width 16-20 mm	Price per width 21-25 mm	Price per width 26-30 mm
Belt height 5, 6, 7 mm				
500				
600				
700				
800				
900				
1000				
1120				
1250				
1400				
1500				
1600				
1700				
1800				
2000				
2240				
2400				
2600				

Length (mm)	Price per width 10-15 mm	Price per width 16-20 mm	Price per width 21-25 mm	Price per width 26-30 mm	Price per width 31-35 mm	Price per width 36-40 mm	Price per width 41-45 mm
Belt height 8, 9 mm							
500							
600							
700							
800							
900							
1000							
1120							
1250							
1400							
1500							
1600							
1700							
1800							
2000							
2240							
2400							
2600							
2800							

Length (mm)	Price per width 16-20 mm	Price per width 21-25 mm	Price per width 26-30 mm	Price per width 31-35 mm	Price per width 36-40 mm	Price per width 41-45 mm	Price per width 46-50 mm	Price per width 51-55 mm
Belt height 10, 11, 12 mm								
600								
700								
800								
900								
1000								
1120								
1250								
1400								





Length (mm)	Price per width 16-20 mm	Price per width 21-25 mm	Price per width 26-30 mm	Price per width 31-35 mm	Price per width 36-40 mm	Price per width 41-45 mm	Price per width 46-50 mm	Price per width 51-55 mm
1500								
1600								
1700								
1800								
2000								
2240								
2400								
2600								
2800								
3000								

Length (mm)	Price per width 26-30 mm	Price per width 31-35 mm	Price per width 36-40 mm	Price per width 41-45 mm	Price per width 46-50 mm	Price per width 51-55 mm
Belt height 13, 14 mm						
700						
800						
900						
1000						
1120						
1250						
1400						
1500						
1600						
1700						
1800						
2000						
2240						
2400						
2600						
2800						
3000						
3200						

Length (mm)	Price per width 26-30 mm	Price per width 31-35 mm	Price per width 36-40 mm	Price per width 41-45 mm	Price per width 46-50 mm	Price per width 51-55 mm	Price per width 56-60 mm	Price per width 61-65 mm	Price per width 66-70 mm	Price per width 71-75 mm	Price per width 76-80 mm
Belt height 15, 16, 17 mm											
900											
1000											
1120											
1250											
1400											
1500											
1600											
1700											
1800											
2000											
2240											
2400											
2600											
2800											
3000											
3200											



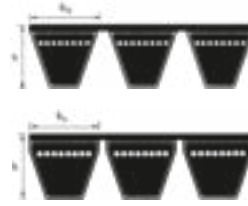
Length (mm)	Price per width 26-30 mm	Price per width 31-35 mm	Price per width 36-40 mm	Price per width 41-45 mm	Price per width 46-50 mm	Price per width 51-55 mm	Price per width 56-60 mm	Price per width 61-65 mm	Price per width 66-70 mm	Price per width 71-75 mm	Price per width 76-80 mm
3400											

Length (mm)	Price per width 41-45 mm	Price per width 46-50 mm	Price per width 51-55 mm	Price per width 56-60 mm	Price per width 61-65 mm	Price per width 66-70 mm	Price per width 71-75 mm	Price per width 76-80 mm
Belt height 18, 19, 20 mm								
900								
1000								
1120								
1250								
1400								
1500								
1600								
1700								
1800								
2000								
2240								
2400								
2600								
2800								
3000								
3200								
3400								

Length (mm)	Price per width 41-45 mm	Price per width 46-50 mm	Price per width 51-55 mm	Price per width 56-60 mm	Price per width 61-65 mm	Price per width 66-70 mm	Price per width 71-75 mm	Price per width 76-80 mm	Price per width 81-85 mm
Belt height 21, 22, 23 mm									
1600									
1700									
1800									
2000									
2240									
2400									
2600									
2800									
3000									
3200									
3400									

Length (mm)	Price per width 51-55 mm	Price per width 56-60 mm	Price per width 61-65 mm	Price per width 66-70 mm	Price per width 71-75 mm	Price per width 76-80 mm	Price per width 81-85 mm
Belt height 24, 25 mm							
1600							
1700							
1800							
2000							
2240							
2400							
2600							
2800							
3000							
3200							
3400							





Profiles:
SPZ, SPA, SPB, SPC

Profiles:
3V, 5V, 8V

optibelt KB SK

KRAFTBANDS WITH WEDGE BELTS

	SPZ	SPA	SPC	SPB	3V	5V	8V
Nominal length	Datum length L_d	Datum length L_d	Datum length L_d	Datum length L_d	Outside length L_o / 10	Outside length L_o / 10	Outside length L_o / 10
Nominal lengths unit	mm	mm	mm	mm	in	in	in
Height of belt h [mm]	10.50	12.50	22.60	15.60	9.90	15.10	25.50
Width per rib [mm]	9.70	12.70	22.00	16.50	9.00	15.00	25.00
Weight per rib [kg/m]	0.120	0.166	0.555	0.261	0.122	0.252	0.693
Max. fabrication length [mm]	4500	4500	12500	10000	4250	10000	15000
Minimum pulley diameter [mm]	80.00	112.00	250.00	160.00	84.00	171.00	355.00
Minimum order quantity for non-listed sizes from	1800 mm L_d = 5 ribs = 8 pcs. 4 ribs = 10 pcs. 3 ribs = 14 pcs. 2 ribs = 21 pcs. or a multiple	1800 mm L_d = 5 ribs = 6 pcs. 4 ribs = 8 pcs. 3 ribs = 11 pcs. 2 ribs = 16 pcs. or a multiple	2120 mm L_d = 5 ribs = 3 pcs. 4 ribs = 4 pcs. 3 ribs = 5 pcs. 2 ribs = 8 pcs. or a multiple	2000 mm L_d = 5 ribs = 4 pcs. 4 ribs = 5 pcs. 3 ribs = 7 pcs. 2 ribs = 11 pcs. or a multiple	1800 mm L_o = 5 ribs = 9 pcs. 4 ribs = 12 pcs. 3 ribs = 16 pcs. 2 ribs = 24 pcs. or a multiple	1800 mm L_o = 5 ribs = 6 pcs. 4 ribs = 7 pcs. 3 ribs = 10 pcs. 2 ribs = 15 pcs. or a multiple	2540 mm L_o = 5 ribs = 3 pcs. 4 ribs = 3 pcs. 3 ribs = 5 pcs. 2 ribs = 7 pcs. or a multiple
Minimum order quantity for non-listed sizes from	2050 mm L_d = 5 ribs = 7 pcs. 4 ribs = 9 pcs. 3 ribs = 12 pcs. 2 ribs = 18 pcs. or a multiple	2050 mm L_d = 5 ribs = 5 pcs. 4 ribs = 7 pcs. 3 ribs = 9 pcs. 2 ribs = 14 pcs. or a multiple	-	-	-	-	-
Intermediate lengths from	1800 mm L_d	1800 mm L_d	2120 mm L_d	2000 mm L_d	1800 mm L_o	1800 mm L_o	2540 mm L_o

- Non stock items

Further sizes are available on request.
datum length L_d = pitch length L_w

Minimum order quantities for special lengths and for aramid constructions on request.
optibelt KB with SPZ,SPA,SPB,SPC profiles can be used with standard V-grooved pulleys as per DIN 2211 and ISO 4183.
Raw edge, moulded cogged kraftbands - profiles XPZ, XPA, XPB, XPC on request.

Ordering example: 3-SPZ 1250
Please make sure to mention the product name in your order.

Description L _d	Description L _d	Description inches	Description metric
SPZ	SPB KB 3350	3V	
SPZ KB 1250	SPB KB 3550	3V KB 500	9J 1270
SPZ KB 1400	SPB KB 3750	3V KB 530	9J 1346
SPZ KB 1500	SPB KB 4000	3V KB 560	9J 1422
SPZ KB 1600	SPB KB 4250	3V KB 600	9J 1524
SPZ KB 1700	SPB KB 4500	3V KB 630	9J 1600
SPZ KB 1800	SPB KB 4750	3V KB 670	9J 1702
SPZ KB 1900	SPB KB 5000	3V KB 710	9J 1803
SPZ KB 2000	SPB KB 5300	3V KB 750	9J 1905
SPZ KB 2120	SPB KB 5600	3V KB 800	9J 2032
SPZ KB 2240	SPB KB 6000	3V KB 850	9J 2159
SPZ KB 2360	SPB KB 6300	3V KB 900	9J 2286
SPZ KB 2500	SPB KB 6700	3V KB 950	9J 2413
SPZ KB 2650	SPB KB 7100	3V KB 1000	9J 2540
SPZ KB 2800	SPB KB 7500	3V KB 1060	9J 2692
SPZ KB 3000	SPB KB 8000	3V KB 1120	9J 2845
SPZ KB 3150 •	SPC	3V KB 1180	9J 2997
SPZ KB 3350 •	SPC KB 3000	3V KB 1250	9J 3175
SPZ KB 3550 •	SPC KB 3150	3V KB 1320	9J 3353
SPA	SPC KB 3350	3V KB 1400	9J 3556
SPA KB 1250	SPC KB 3550	5V	
SPA KB 1400	SPC KB 3750	5V KB 560	15J 1422
SPA KB 1500	SPC KB 4000	5V KB 600	15J 1524
SPA KB 1600	SPC KB 4250	5V KB 630	15J 1600
SPA KB 1700	SPC KB 4500	5V KB 670	15J 1702
SPA KB 1800	SPC KB 4750	5V KB 710	15J 1803
SPA KB 1900	SPC KB 5000	5V KB 750	15J 1905
SPA KB 2000	SPC KB 5300	5V KB 800	15J 2032
SPA KB 2120	SPC KB 5600	5V KB 850	15J 2159
SPA KB 2240	SPC KB 6000	5V KB 900	15J 2286
SPA KB 2360	SPC KB 6300	5V KB 950	15J 2413
SPA KB 2500	SPC KB 6700	5V KB 1000	15J 2540
SPA KB 2650	SPC KB 7100	5V KB 1060	15J 2692
SPA KB 2800	SPC KB 7500	5V KB 1120	15J 2845
SPA KB 3000	SPC KB 8000	5V KB 1180	15J 2997
SPA KB 3150	SPC KB 8500	5V KB 1250	15J 3175
SPA KB 3350	SPC KB 9000	5V KB 1320	15J 3353
SPA KB 3550	SPC KB 9500	5V KB 1400	15J 3556
SPA KB 3750	SPC KB 10000	5V KB 1500	15J 3810
SPA KB 4000	SPC KB 10600	5V KB 1600	15J 4064
SPA KB 4250	SPC KB 11200	5V KB 1700	15J 4318
SPA KB 4500	SPC KB 11800	5V KB 1800	15J 4572
SPB	SPC KB 12500	5V KB 1900	15J 4826
SPB KB 2000		5V KB 2000	15J 5080
SPB KB 2120		5V KB 2120	15J 5385
SPB KB 2240		5V KB 2240	15J 5690
SPB KB 2360		5V KB 2360	15J 5994
SPB KB 2500		5V KB 2500	15J 6350
SPB KB 2650		5V KB 2650	15J 6731
SPB KB 2800		5V KB 2800	15J 7112
SPB KB 3000		5V KB 3000	15J 7620
SPB KB 3150		5V KB 3150	15J 8001





optibelt **KB RED POWER 3**

HIGH-PERFORMANCE KRAFTBANDS
maintenance-free



Profiles:
SPB, SPC



Profiles:
3V, 5V, 8V



RED POWER 3 CLASSIC
Profiles on request



	SPB	SPC	3V	5V	8V
Nominal length	Datum length L_d	Datum length L_d	Outside length L_o / 10	Outside length L_o / 10	Outside length L_o / 10
Nominal lengths unit	mm	mm	in	in	in
Height of belt h [mm]	15.60	22.60	9.90	15.10	25.50
Width per rib [mm]	16.50	22.00	9.00	15.00	25.00
Weight per rib [kg/m]	0.261	0.555	0.122	0.252	0.693
Max. fabrication length [mm]	10000	10000	4000	10000	18000
Minimum pulley diameter [mm]	160.00	250.00	84.00	171.00	355.00
Minimum order quantity for non-listed sizes from	2000 mm L_d = 5 ribs = 12 pcs. 4 ribs = 16 pcs. 3 ribs = 20 pcs. 2 ribs = 32 pcs. or a multiple	3000 mm L_d = 5 ribs = 4 pcs. 4 ribs = 5 pcs. 3 ribs = 6 pcs. 2 ribs = 10 pcs. or a multiple	1270 mm L_o = 5 ribs = 18 pcs. 4 ribs = 24 pcs. 3 ribs = 32 pcs. 2 ribs = 48 pcs. or a multiple	1270 mm L_o = 5 ribs = 12 pcs. 4 ribs = 14 pcs. 3 ribs = 20 pcs. 2 ribs = 30 pcs. or a multiple	2540 mm L_o = 5 ribs = 3 pcs. 4 ribs = 3 pcs. 3 ribs = 5 pcs. 2 ribs = 7 pcs. or a multiple
Minimum order quantity for non-listed sizes from	4000 mm L_d = 5 ribs = 5 pcs. 4 ribs = 6 pcs. 3 ribs = 9 pcs. 2 ribs = 13 pcs. or a multiple	-	2032 mm L_o = 5 ribs = 22 pcs. 4 ribs = 28 pcs. 3 ribs = 38 pcs. 2 ribs = 58 pcs. or a multiple	4000 mm L_o = 5 ribs = 6 pcs. 4 ribs = 7 pcs. 3 ribs = 10 pcs. 2 ribs = 15 pcs. or a multiple	-
Minimum order quantity for non-listed sizes from	-	-	-	-	-
Intermediate lengths from	2000 mm L_d	3000 mm L_d	1270 mm L_o	1422 mm L_o	2540 mm L_o

- Non stock items
Further sizes are available on request.
datum length L_d = pitch length L_w

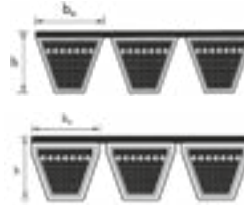
optibelt KB RED POWER 3 with SPB and SPC profiles can be used with standard V-grooved pulleys as per DIN 2211 and ISO 4183.

Ordering example: 3-SPB 2000 RP
Please make sure to mention the product name in your order.



Description L _d	Description inches	Description metric
SPB		
SPB KB 2000 RP	3V KB 500 RP •	9J 1270 RP
SPB KB 2120 RP	3V KB 530 RP •	9J 1346 RP
SPB KB 2240 RP	3V KB 560 RP •	9J 1422 RP
SPB KB 2360 RP	3V KB 600 RP •	9J 1524 RP
SPB KB 2500 RP	3V KB 630 RP •	9J 1600 RP
SPB KB 2650 RP	3V KB 670 RP •	9J 1702 RP
SPB KB 2800 RP	3V KB 710 RP •	9J 1803 RP
SPB KB 3000 RP	3V KB 750 RP •	9J 1905 RP
SPB KB 3150 RP	3V KB 800 RP •	9J 2032 RP
SPB KB 3250 RP	3V KB 850 RP •	9J 2159 RP
SPB KB 3350 RP	3V KB 900 RP •	9J 2286 RP
SPB KB 3550 RP	3V KB 950 RP •	9J 2413 RP
SPB KB 3750 RP	3V KB 1000 RP •	9J 2540 RP
SPB KB 4000 RP	3V KB 1060 RP •	9J 2692 RP
SPB KB 4250 RP	3V KB 1120 RP •	9J 2845 RP
SPB KB 4500 RP	3V KB 1180 RP •	9J 2997 RP
SPB KB 4750 RP	3V KB 1250 RP •	9J 3175 RP
SPB KB 5000 RP	3V KB 1320 RP •	9J 3353 RP
SPB KB 5300 RP	3V KB 1400 RP •	9J 3556 RP
SPB KB 5600 RP	5V	
SPB KB 6000 RP	5V KB 560 RP •	15J 1422 RP
SPB KB 6300 RP	5V KB 600 RP •	15J 1524 RP
SPB KB 6700 RP	5V KB 630 RP •	15J 1600 RP
SPB KB 7100 RP	5V KB 670 RP •	15J 1702 RP
SPB KB 7500 RP	5V KB 710 RP •	15J 1803 RP
SPB KB 8000 RP	5V KB 750 RP •	15J 1905 RP
SPC		
SPC KB 3000 RP	5V KB 800 RP •	15J 2032 RP
SPC KB 3150 RP	5V KB 850 RP •	15J 2159 RP
SPC KB 3350 RP	5V KB 900 RP •	15J 2286 RP
SPC KB 3550 RP	5V KB 950 RP •	15J 2413 RP
SPC KB 3750 RP	5V KB 1000 RP	15J 2540 RP
SPC KB 4000 RP	5V KB 1060 RP	15J 2692 RP
SPC KB 4250 RP	5V KB 1120 RP	15J 2845 RP
SPC KB 4500 RP	5V KB 1180 RP	15J 2997 RP
SPC KB 4750 RP	5V KB 1250 RP	15J 3175 RP
SPC KB 5000 RP	5V KB 1320 RP	15J 3353 RP
SPC KB 5300 RP	5V KB 1400 RP	15J 3556 RP
SPC KB 5600 RP	5V KB 1500 RP •	15J 3810 RP
SPC KB 6000 RP	5V KB 1600 RP	15J 4064 RP
SPC KB 6300 RP	5V KB 1700 RP	15J 4318 RP
SPC KB 6700 RP	5V KB 1800 RP	15J 4572 RP
SPC KB 7100 RP	5V KB 1900 RP	15J 4826 RP
SPC KB 7500 RP	5V KB 2000 RP	15J 5080 RP
SPC KB 8000 RP	5V KB 2120 RP	15J 5385 RP
SPC KB 8500 RP	5V KB 2240 RP	15J 5690 RP
SPC KB 9000 RP	5V KB 2360 RP	15J 5994 RP
SPC KB 9500 RP	5V KB 2500 RP	15J 6350 RP
SPC KB 10000 RP	5V KB 2650 RP •	15J 6731 RP
	5V KB 2800 RP •	15J 7112 RP
	5V KB 3000 RP	15J 7620 RP
	5V KB 3150 RP •	15J 8001 RP





Profiles:
SPB, SPC

Profiles:
5V, 8V

optibelt **KB BLUE POWER**

HIGH-PERFORMANCE KRAFTBANDS
with aramid tension cord

	SPB	SPC	5V	8V
Nominal length	Datum length L_d	Datum length L_d	Outside length L_o / 10	Outside length L_o / 10
Nominal lengths unit	mm	mm	in	in
Height of belt h [mm]	15.60	22.60	15.10	25.50
Width per rib [mm]	16.50	22.00	15.00	25.00
Weight per rib [kg/m]	0.283	0.567	0.253	0.738
Max. fabrication length [mm]	10000	10000	18000	18000
Minimum pulley diameter [mm]	200.00	315.00	211.00	400.00
Minimum order quantity for all sizes	2000 mm L_d = 5 ribs = 4 pcs. 4 ribs = 5 pcs. 3 ribs = 7 pcs. 2 ribs = 11 pcs. or a multiple	3000 mm L_d = 5 ribs = 3 pcs. 4 ribs = 4 pcs. 3 ribs = 5 pcs. 2 ribs = 8 pcs. or a multiple	2032 mm L_o = 5 ribs = 6 pcs. 4 ribs = 7 pcs. 3 ribs = 10 pcs. 2 ribs = 15 pcs. or a multiple	2540 mm L_o = 5 ribs = 3 pcs. 4 ribs = 3 pcs. 3 ribs = 5 pcs. 2 ribs = 7 pcs. or a multiple
Intermediate lengths from	2000 mm L_d	3000 mm L_d	2032 mm L_o	2540 mm L_o

- Non stock items
Further sizes are available on request.
datum length L_d = pitch length L_w

optibelt KB BLUE POWER with SPB and SPC profiles can be used with standard V-grooved pulleys as per DIN 2211 and ISO 4183.

Ordering example: 3-SPB 2000 BP
Please make sure to mention the product name in your order.



Description L _d	Description inches	Description metric
SPB		
SPB KB 2000 BP •	5V KB 800 BP •	15J 2032 BP
SPB KB 2120 BP •	5V KB 850 BP •	15J 2159 BP
SPB KB 2240 BP •	5V KB 900 BP •	15J 2286 BP
SPB KB 2360 BP •	5V KB 950 BP •	15J 2413 BP
SPB KB 2500 BP •	5V KB 1000 BP •	15J 2540 BP
SPB KB 2650 BP •	5V KB 1060 BP •	15J 2692 BP
SPB KB 2800 BP •	5V KB 1120 BP •	15J 2845 BP
SPB KB 3000 BP •	5V KB 1180 BP •	15J 2997 BP
SPB KB 3150 BP •	5V KB 1250 BP •	15J 3175 BP
SPB KB 3350 BP •	5V KB 1320 BP •	15J 3353 BP
SPB KB 3550 BP •	5V KB 1400 BP •	15J 3556 BP
SPB KB 3750 BP •	5V KB 1500 BP •	15J 3810 BP
SPB KB 4000 BP •	5V KB 1600 BP •	15J 4064 BP
SPB KB 4250 BP •	5V KB 1700 BP •	15J 4318 BP
SPB KB 4500 BP •	5V KB 1800 BP •	15J 4572 BP
SPB KB 4750 BP •	5V KB 1900 BP •	15J 4826 BP
SPB KB 5000 BP •	5V KB 2000 BP •	15J 5080 BP
SPB KB 5300 BP •	5V KB 2120 BP •	15J 5385 BP
SPB KB 5600 BP •	5V KB 2240 BP •	15J 5690 BP
SPB KB 6000 BP •	5V KB 2360 BP •	15J 5994 BP
SPB KB 6300 BP •	5V KB 2500 BP •	15J 6350 BP
SPB KB 6700 BP •	5V KB 2650 BP •	15J 6731 BP
SPB KB 7100 BP •	5V KB 2800 BP •	15J 7112 BP
SPB KB 7500 BP •	5V KB 3000 BP •	15J 7620 BP
SPB KB 8000 BP •	5V KB 3150 BP •	15J 8001 BP
SPC		
SPC KB 3000 BP •	8V KB 1000 BP •	25J 2540 BP
SPC KB 3150 BP •	8V KB 1060 BP •	25J 2692 BP
SPC KB 3350 BP •	8V KB 1120 BP •	25J 2845 BP
SPC KB 3550 BP •	8V KB 1180 BP •	25J 2997 BP
SPC KB 3750 BP •	8V KB 1250 BP •	25J 3175 BP
SPC KB 4000 BP •	8V KB 1320 BP •	25J 3353 BP
SPC KB 4250 BP •	8V KB 1400 BP •	25J 3556 BP
SPC KB 4500 BP •	8V KB 1500 BP •	25J 3810 BP
SPC KB 4750 BP •	8V KB 1600 BP •	25J 4064 BP
SPC KB 5000 BP •	8V KB 1700 BP •	25J 4318 BP
SPC KB 5300 BP •	8V KB 1800 BP •	25J 4572 BP
SPC KB 5600 BP •	8V KB 1900 BP •	25J 4826 BP
SPC KB 6000 BP •	8V KB 2000 BP •	25J 5080 BP
SPC KB 6300 BP •	8V KB 2120 BP •	25J 5385 BP
SPC KB 6700 BP •	8V KB 2240 BP •	25J 5690 BP
SPC KB 7100 BP •	8V KB 2360 BP •	25J 5994 BP
SPC KB 7500 BP •	8V KB 2500 BP •	25J 6350 BP
SPC KB 8000 BP •	8V KB 2650 BP •	25J 6731 BP
SPC KB 8500 BP •	8V KB 2800 BP •	25J 7112 BP
SPC KB 9000 BP •	8V KB 3000 BP •	25J 7620 BP
SPC KB 9500 BP •	8V KB 3150 BP •	25J 8001 BP
SPC KB 10000 BP •	8V KB 3350 BP •	25J 8509 BP
	8V KB 3550 BP •	25J 9017 BP
	8V KB 3750 BP •	25J 9525 BP
	8V KB 4000 BP •	25J 10160 BP
	8V KB 4250 BP •	25J 10795 BP
	8V KB 4500 BP •	25J 11430 BP
	8V KB 4750 BP •	25J 12065 BP



Profiles:
A, B, C, D, E

optibelt KB VB

KRAFTBANDS WITH CLASSICAL V-BELTS

	A	B	C	D	E
Nominal length	Inside length L_i	Inside length L_i	Inside length L_i	Inside length L_i	Inside length L_i
Nominal lengths unit	mm	mm	mm	mm	mm
Height of belt h [mm]	9.90	13.00	16.20	22.40	25.60
Width per rib [mm]	13.00	17.00	22.00	32.00	40.00
Weight per rib [kg/m]	0.163	0.266	0.447	0.798	1.133
Max. fabrication length [mm]	10000	18000	18000	18000	18000
Minimum pulley diameter [mm]	80.00	125.00	200.00	400.00	500.00
Minimum order quantity for non-listed sizes from	1800 mm L_i = 5 ribs = 6 pcs. 4 ribs = 8 pcs. 3 ribs = 10 pcs. 2 ribs = 16 pcs. or a multiple	1800 mm L_i = 5 ribs = 5 pcs. 4 ribs = 6 pcs. 3 ribs = 9 pcs. 2 ribs = 13 pcs. or a multiple	2050 mm L_i = 5 ribs = 4 pcs. 4 ribs = 5 pcs. 3 ribs = 6 pcs. 2 ribs = 10 pcs. or a multiple	2500 mm L_i = 5 ribs = 2 pcs. 4 ribs = 2 pcs. 3 ribs = 3 pcs. 2 ribs = 5 pcs. or a multiple	on request
Minimum order quantity for non-listed sizes from	2001 mm L_i = 5 ribs = 6 pcs. 4 ribs = 8 pcs. 3 ribs = 11 pcs. 2 ribs = 16 pcs. or a multiple	-	10001 mm L_i = 5 ribs = 3 pcs. 4 ribs = 4 pcs. 3 ribs = 5 pcs. 2 ribs = 8 pcs. or a multiple	-	on request
Intermediate lengths from	1800 mm L_i	1800 mm L_i	2286 mm L_i	2500 mm L_i	on request

- Non stock items

Further sizes are available on request.

Minimum order quantity for aramid constructions on request.

Raw edge, moulded cogged kraftbands, profiles BX and CX on request.

Ordering example: 3-A 2000

Please make sure to mention the product name in your order.



Description L _i	Belt no.	Description L _i	Belt no.	Description L _i	Belt no.
A		B KB 4500	B 177	E	
A KB 1200	A 47	B KB 4750	B 187	E KB 3000 •	E 118
A KB 1300	A 51	B KB 5000	B 197	E KB 4000 •	E 158
A KB 1422	A 56	B KB 5300	B 208	E KB 5000 •	E 197
A KB 1450	A 57	B KB 5600	B 220	E KB 5600 •	E 220
A KB 1500	A 59	C		E KB 6000 •	E 236
A KB 1625	A 64	C KB 2286	C 90	E KB 6300 •	E 248
A KB 1700	A 67	C KB 2500	C 98	E KB 7100 •	E 280
A KB 1800	A 71	C KB 2750	C 108	E KB 7500 •	E 295
A KB 1900	A 75	C KB 3048	C 120	E KB 8000 •	E 315
A KB 2000	A 79	C KB 3250	C 128	E KB 9000 •	E 354
A KB 2240	A 88	C KB 3550	C 140	E KB 10000 •	E 394
A KB 2500	A 98	C KB 3700	C 146	E KB 11200 •	E 441
A KB 2540	A 100	C KB 3850	C 151	E KB 12500 •	E 492
A KB 2650	A 104	C KB 4250	C 167		
A KB 2845	A 112	C KB 4500	C 177		
A KB 3048	A 120	C KB 4750	C 187		
A KB 3250	A 128	C KB 5000	C 197		
A KB 3658	A 144	C KB 5300	C 208		
A KB 4000	A 158	C KB 5600	C 220		
A KB 4250	A 167	C KB 6000	C 236		
A KB 4750	A 187	C KB 6300	C 248		
B		D			
B KB 1200	B 47	D KB 2500 •	D 98		
B KB 1300	B 51	D KB 2800 •	D 110		
B KB 1400	B 55	D KB 3048 •	D 120		
B KB 1500	B 59	D KB 3250 •	D 128		
B KB 1550	B 61	D KB 3658 •	D 144		
B KB 1600	B 63	D KB 4000 •	D 158		
B KB 1625	B 64	D KB 4115 •	D 162		
B KB 1700	B 67	D KB 4394 •	D 173		
B KB 1800	B 71	D KB 4572 •	D 180		
B KB 1850	B 73	D KB 4953 •	D 195		
B KB 1900	B 75	D KB 5334 •	D 210		
B KB 2000	B 79	D KB 5715 •	D 225		
B KB 2100	B 83	D KB 6096 •	D 240		
B KB 2240	B 88	D KB 6477 •	D 255		
B KB 2300	B 91	D KB 6858 •	D 270		
B KB 2400	B 94 1/2	D KB 7239 •	D 285		
B KB 2500	B 98	D KB 7620 •	D 300		
B KB 2600	B 102	D KB 8000 •	D 315		
B KB 2700	B 106	D KB 8382 •	D 330		
B KB 2845	B 112	D KB 8763 •	D 345		
B KB 3000	B 118	D KB 9144 •	D 360		
B KB 3048	B 120	D KB 9906 •	D 390		
B KB 3250	B 128	D KB 10668 •	D 420		
B KB 3350	B 132	D KB 11430 •	D 450		
B KB 3550	B 140	D KB 12200 •	D 480		
B KB 3700	B 146	D KB 13716 •	D 540		
B KB 3750	B 148	D KB 15240 •	D 600		
B KB 4000	B 158	D KB 16764 •	D 660		
B KB 4250	B 167	D KB 17780 •	D 700		



Profiles:
3VX, 5VX

optibelt **SUPER KBX-POWER**

HIGH-PERFORMANCE KRAFTBANDS
raw edge, moulded cogged

	3VX	5VX
Nominal length	Outside length $L_o / 10$	Outside length $L_o / 10$
Nominal lengths unit	in	in
Height of belt h [mm]	9.90	15.10
Width per rib [mm]	9.00	15.00
Weight per rib [kg/m]	0.117	0.241
Max. fabrication length [mm]	3556	3556
Minimum pulley diameter [mm]	67.00	160.00
Minimum order quantity for all sizes	on request	on request

- Non stock items
- Further sizes are available on request

Ordering example: 3-3VX 500
Please make sure to mention the product name in your order.





PKR0



PKR1



PKR2



PKR5



optibelt **PKR**

ENDLESS V-BELTS WITH SPECIAL TOP SURFACE

Non stock items

Patterns	Height of Patterns		Pitch [mm]	Width of groove [mm]	Quality / Colour	Temperature resist. (°C)	Hardness (Shore A)	Oil-resistant	Staining
	Standard [mm]	max. [mm]							
PKR 0	3.00	5.00	—	—	SBR-NR / light	- 40 bis + 70	≈ 55/65*	no	no
PKR 1	3.00	5.00	10.00	—	CR / black	- 25 bis + 100	≈ 65	limited	yes
PKR 2	3.00	5.00	—	—					
PKR 5	5.00	—	13.00	—					

* ≈ 55 Shore A for surface above the profile, ≈ 65 Shore A for surface within profile

SBR = Styrene-Butadiene-Rubber

NR = Natural Rubber

CR = Chloroprene-Rubber

Patterned top surfaces added to normal belt thickness							Patterned top surfaces (3 mm) within standard height		
Profile	Standard height [mm]	Standard inside length [mm]	Pattern				Standard-Range - inside length [mm]	Pattern	
			PKR 0	PKR 1	PKR 2	PKR 5		PKR 0	PKR 2
A/13	8.00	1200 ≤ 5000 ¹⁾	•	•	•	—	3550 ≤ 10000 ¹⁾	•	•
B/17	11.00	1200 ≤ 2000 ¹⁾ 2001 ≤ 7100 ¹⁾	•	•	•	—	2850 ≤ 21000 ¹⁾	•	•
20	12.50	1850 ≤ 2000 ²⁾ 2001 ≤ 8000 ²⁾	•	•	•	—	3550 ≤ 21000 ¹⁾	•	•
C/22	14.00	1850 ≤ 2000 ²⁾ 2001 ≤ 10000 ²⁾	•	•	•	—	3550 ≤ 21000 ¹⁾	•	•
25	16.00	1850 ≤ 2000 ²⁾ 2001 ≤ 10000 ²⁾	•	•	•	—	2850 ≤ 21000 ¹⁾	•	•
D/32	20.00	2850 ≤ 12500 ²⁾ 2850 ≤ 12500 ²⁾	•	•	•	— ³⁾	2850 ≤ 21000 ¹⁾	•	•
E/40	25.00	—	—	—	—	—	4000 ≤ 21000 ¹⁾	•	•

¹⁾ Max. production length on request.

²⁾ Max. production length 21 000 mm.

³⁾ Only in CR / black available.

CR / black on request.

Profil Z / 10 on request.

Surcharge and min. order quantity on request.

On the order, please mention the total height of the V-belt.

The addition of patterned top surfaces within normal belt thickness and the profile identification as follow:

Profil B / 17 – Surface (3 mm) within the profile thickness = 17 x 11

Profil B / 17 – with additional surface 3 mm = 17 x 14

5 mm = 17 x 16



optibelt PKB

KRAFTBANDS WITH SPECIAL TOP SURFACE

Non stock items

PKR2



PKR3



Pattern	Height of Patterns		Pitch [mm]	Width of groove [mm]	Quality / Colour	Temperature resist. (°C)	Hardness (Shore A)	Oil-resistant	Staining
	Standard [mm]	max. [mm]							
PKR 0	3.00	5.00	—	—	SBR-NR / light	- 40 bis + 70	≈ 55	no	no
PKR 1	3.00	5.00	10.00	—	CR / black	- 25 bis + 100	≈ 65	limited	yes
PKR 2	3.00	5.00	—	—					
PKR 3	5.00	—	—	3.70					

SBR = Styrol-Butadiene-Rubber
 NR = Natural Rubber
 CR = Chloroprene-Rubber

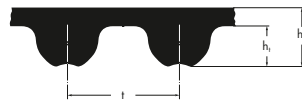
Profile	Dimensions of the basic belt [mm]	Kraftband height without surface [mm]	Length designation	Length [mm]	Max. production length [mm]	Pattern			
						PKR 0	PKR 1	PKR 2	PKR 3
3V	9 x 8	9.90	500 ≤ 1400	1400 ≤ 3556 L _o	4250	•	•	•	—
5V	15 x 13	15.10	500 ≤ 3550	1400 ≤ 9017 L _o	10000	•	•	•	—
8V	25 x 23	25.50	1000 ≤ 4750	2540 ≤ 12065 L _o	15000	•	•	•	—
SPB	16.3 x 13	15.60	—	2400 ≤ 6000 L _d	6000	•	•	•	—
A	13 x 8	9.90	—	1400 ≤ 5000 L _i	8000	•	•	•	—
A	13 x 8	9.90	—	2850 ≤ 8000 L _i	on request	—	—	—	•
B	17 x 11	13.00	—	1400 ≤ 7100 L _i	10000	•	•	•	—
C	22 x 14	16.20	—	2050 ≤ 7100 L _i	12000	•	•	•	—

L_o = Outside length; L_i = Inside length; L_d = Datum length
 Surcharges and minimum order quantity on request.

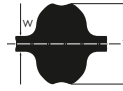


optibelt OMEGA

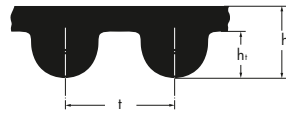
TIMING BELT MADE OF CHLOROPRENE
 maintenance-free, with glass-fibre tension cord



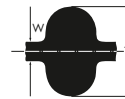
Profiles:
3M, 5M, 8M, 14M



Profile:
D8M



Profiles:
3M, 5M, 8M, 14M



Profiles:
D5M, D8M, D14M



	3M	5M	8M	14M	D8M
Nominal length	Pitch length L_w	Pitch length L_w	Pitch length L_w	Pitch length L_w	Pitch length L_w
Nominal lengths unit	mm	mm	mm	mm	mm
Height of belt h_s [mm]	2.30	3.40	5.40	9.50	7.73
Tooth height h_t [mm]	1.10	1.90	3.20	5.60	-
Tooth pitch t [mm]	3.00	5.00	8.00	14.00	8.00

- Non stock items
- * Profiles on request (HTD) Only available in dimension HTD.
- Further dimensions are available on request; minimum order quantity on request
- Section 20M available on request. Length range L_w 2000 mm - 6000 mm

Sleeve width tolerances +/- 20 mm

Width 300 mm: +/- 10 mm
 Width 500 mm: +/- 10 mm

Surcharges for alternative constructs:

Not all dimensions are available for all of the alternative versions.
 The feasibility, minimum order quantity and delivery period must be assessed in each case.

OMEGA SPECIAL (upgrade)

For details of the upgraded/cast special belts please see our compact catalogue „Material Handling“. Prices on request.

Extra cold- and heat resistant (EPDM) - 40 °C to + 140 °C	5M on request
Special abrasion class G1	+ 25 %
Aramidcord	+ 60 %
Red Rubber 40, 40 Shore A	on request
White mixture, 55 Shore A and 75 Shore A	on request
Silicone red, 50 Shore A	on request
Restrictions to standard tolerances for width or length	on request
Ribbed belt profile PK on belt back	on request
Strengthened belt back	on request
Special coil (flexible)	on request

Ordering example: 111 3M 6

111= Belt length in mm 3M= Profile 6= Belt width in mm

Please make sure to mention the product name in your order.



Description	L _w (mm)	Number of teeth	Sleeve width (mm)
3M			
3M 111	111.00	37	470
3M 117 •(HTD)	117.00	39	470
3M 120 •(HTD)	120.00	40	710
3M 123 •(HTD)	123.00	41	450
3M 126 •(HTD)	126.00	42	450
3M 129	129.00	43	470
3M 141	141.00	47	470
3M 144	144.00	48	470
3M 150	150.00	50	470
3M 156 •(HTD)	156.00	52	470
3M 159	159.00	53	470
3M 165	165.00	55	470
3M 168	168.00	56	470
3M 171	171.00	57	470
3M 174	174.00	58	470
3M 177	177.00	59	470
3M 180	180.00	60	470
3M 183	183.00	61	470
3M 186	186.00	62	470
3M 192	192.00	64	470
3M 195	195.00	65	470
3M 201	201.00	67	470
3M 204	204.00	68	470
3M 207	207.00	69	470
3M 210	210.00	70	470
3M 213	213.00	71	470
3M 216 (HTD)	216.00	72	470
3M 219 •	219.00	73	470
3M 225	225.00	75	470
3M 237 •	237.00	79	470
3M 240	240.00	80	470
3M 243 •(HTD)	243.00	81	710
3M 246	246.00	82	470
3M 249 •	249.00	83	470
3M 252	252.00	84	470
3M 255	255.00	85	470
3M 267	267.00	89	470
3M 276	276.00	92	470
3M 282	282.00	94	470
3M 285	285.00	95	470
3M 288	288.00	96	470
3M 291	291.00	97	470
3M 294	294.00	98	470
3M 300	300.00	100	470
3M 306 •(HTD)	306.00	102	470
3M 312	312.00	104	470
3M 315	315.00	105	470
3M 318	318.00	106	470
3M 330	330.00	110	470
3M 333	333.00	111	470
3M 336	336.00	112	470

Description	L _w (mm)	Number of teeth	Sleeve width (mm)
3M 339	339.00	113	470
3M 345	345.00	115	470
3M 357	357.00	119	470
3M 363	363.00	121	470
3M 366	366.00	122	470
3M 369 •	369.00	123	470
3M 375	375.00	125	470
3M 384	384.00	128	470
3M 390	390.00	130	470
3M 402 •	402.00	134	470
3M 411	411.00	137	470
3M 420	420.00	140	470
3M 426	426.00	142	470
3M 435	435.00	145	470
3M 447	447.00	149	470
3M 462	462.00	154	470
3M 474	474.00	158	470
3M 477 •(HTD)	477.00	159	450
3M 480	480.00	160	470
3M 486	486.00	162	470
3M 489 •(HTD)	489.00	163	470
3M 495	495.00	165	470
3M 501	501.00	167	470
3M 513	513.00	171	470
3M 519	519.00	173	470
3M 522	522.00	174	470
3M 525	525.00	175	470
3M 531	531.00	177	470
3M 537	537.00	179	470
3M 558	558.00	186	470
3M 564	564.00	188	470
3M 570	570.00	190	470
3M 579 •	579.00	193	470
3M 582	582.00	194	470
3M 591 •(HTD)	591.00	197	710
3M 594 •(HTD)	594.00	198	710
3M 597	597.00	199	470
3M 600	600.00	200	470
3M 606	606.00	202	470
3M 612 •(HTD)	612.00	204	470
3M 615	615.00	205	470
3M 633	633.00	211	500
3M 648 •(HTD)	648.00	216	470
3M 669	669.00	223	470
3M 672 •(HTD)	672.00	224	470
3M 675	675.00	225	470
3M 708 •(HTD)	708.00	236	470
3M 711	711.00	237	470
3M 738	738.00	246	470
3M 753 (HTD)	753.00	251	470
3M 804	804.00	268	470
3M 816	816.00	272	470

Description	L _w (mm)	Number of teeth	Sleeve width (mm)
3M 843	843.00	281	470
3M 882	882.00	294	470
3M 888	888.00	296	470
3M 945 (HTD)	945.00	315	470
3M 960 •(HTD)	960.00	320	470
3M 1041 •(HTD)	1041.00	347	470
3M 1062	1062.00	354	500
3M 1068 •(HTD)	1068.00	356	470
3M 1071 (HTD)	1071.00	357	470
3M 1125 •(HTD)	1125.00	375	470
3M 1176 •(HTD)	1176.00	392	470
3M 1245 •(HTD)	1245.00	415	470
3M 1263 (HTD)	1263.00	421	470
3M 1500 •(HTD)	1500.00	500	470
3M 1530 •(HTD)	1530.00	510	470
3M 1569	1569.00	523	500
3M 1587 •	1587.00	529	500
3M 1692 •	1692.00	564	500
3M 1863 (HTD)	1863.00	621	470

Description	L _w (mm)	Number of teeth	Sleeve width (mm)
5M			
5M 120 (HTD)	120.00	24	330
5M 180	180.00	36	470
5M 225	225.00	45	470
5M 255	255.00	51	470
5M 265	265.00	53	470
5M 270	270.00	54	470
5M 275	275.00	55	470
5M 280	280.00	56	470
5M 295	295.00	59	470
5M 300	300.00	60	470
5M 305	305.00	61	470
5M 325	325.00	65	470
5M 330	330.00	66	470
5M 340	340.00	68	470
5M 345 (HTD)	345.00	69	380
5M 350	350.00	70	470
5M 360	360.00	72	470
5M 365	365.00	73	470
5M 370	370.00	74	470
5M 375	375.00	75	470
5M 385	385.00	77	470
5M 400	400.00	80	470
5M 410	410.00	82	470
5M 415	415.00	83	470
5M 420	420.00	84	470
5M 425	425.00	85	470
5M 450	450.00	90	470
5M 460	460.00	92	470
5M 475	475.00	95	470

Description	L _w (mm)	Number of teeth	Sleeve width (mm)
5M 490	490.00	98	470
5M 500	500.00	100	470
5M 520	520.00	104	470
5M 525	525.00	105	470
5M 535	535.00	107	470
5M 540	540.00	108	470
5M 550	550.00	110	500
5M 560	560.00	112	500
5M 565	565.00	113	500
5M 575	575.00	115	500
5M 580	580.00	116	500
5M 600	600.00	120	500
5M 610	610.00	122	500
5M 615	615.00	123	500
5M 620	620.00	124	500
5M 625	625.00	125	500
5M 630	630.00	126	500
5M 635	635.00	127	500
5M 640	640.00	128	500
5M 645	645.00	129	500
5M 650	650.00	130	500
5M 655	655.00	131	500
5M 665	665.00	133	500
5M 670	670.00	134	500
5M 700	700.00	140	500
5M 710	710.00	142	500
5M 720	720.00	144	500
5M 740	740.00	148	500
5M 745 •	745.00	149	500
5M 750	750.00	150	500
5M 755	755.00	151	500
5M 775	775.00	155	500
5M 790	790.00	158	500
5M 800	800.00	160	500
5M 810 •	810.00	162	500
5M 825	825.00	165	500
5M 830	830.00	166	500
5M 835	835.00	167	500
5M 845	845.00	169	500
5M 850	850.00	170	500
5M 860	860.00	172	500
5M 870	870.00	174	500
5M 890	890.00	178	500
5M 900	900.00	180	500
5M 920 •	920.00	184	500
5M 925	925.00	185	500
5M 935	935.00	187	500
5M 940	940.00	188	500
5M 950	950.00	190	500
5M 960 •	960.00	192	500
5M 965	965.00	193	500
5M 975	975.00	195	500



Description	L _w (mm)	Number of teeth	Sleeve width (mm)
5M 980	980.00	196	500
5M 985 •	985.00	197	500
5M 1000	1000.00	200	500
5M 1025	1025.00	205	500
5M 1035	1035.00	207	500
5M 1050	1050.00	210	500
5M 1080 •	1080.00	216	500
5M 1100	1100.00	220	500
5M 1125	1125.00	225	500
5M 1135	1135.00	227	500
5M 1200	1200.00	240	500
5M 1270	1270.00	254	500
5M 1350	1350.00	270	500
5M 1380	1380.00	276	500
5M 1400	1400.00	280	500
5M 1420	1420.00	284	500
5M 1425	1425.00	285	500
5M 1500	1500.00	300	500
5M 1595	1595.00	319	500
5M 1690	1690.00	338	500
5M 1790	1790.00	358	500
5M 1800	1800.00	360	500
5M 1870	1870.00	374	500
5M 1895	1895.00	379	500
5M 1910 •	1910.00	382	500
5M 2000	2000.00	400	500
5M 2110	2110.00	422	500
5M 2250	2250.00	450	500
5M 2350	2350.00	470	500
5M 2525	2525.00	505	500

Description	L _w (mm)	Number of teeth	Sleeve width (mm)
8M			
8M 288	288.00	36	470
8M 320 (HTD)	320.00	40	380
8M 352	352.00	44	470
8M 376	376.00	47	470
8M 416	416.00	52	470
8M 424	424.00	53	470
8M 440 •	440.00	55	470
8M 480	480.00	60	470
8M 512	512.00	64	470
8M 520	520.00	65	470
8M 536	536.00	67	470
8M 560	560.00	70	470
8M 576	576.00	72	470
8M 584	584.00	73	470
8M 600	600.00	75	470
8M 608	608.00	76	470
8M 624	624.00	78	500
8M 632	632.00	79	500

Description	L _w (mm)	Number of teeth	Sleeve width (mm)
8M 640	640.00	80	500
8M 656	656.00	82	500
8M 672 •	672.00	84	500
8M 680	680.00	85	500
8M 712	712.00	89	500
8M 720	720.00	90	500
8M 744 •	744.00	93	500
8M 760	760.00	95	500
8M 776	776.00	97	500
8M 784	784.00	98	500
8M 792 •	792.00	99	500
8M 800	800.00	100	500
8M 824	824.00	103	500
8M 840	840.00	105	500
8M 848	848.00	106	500
8M 856	856.00	107	500
8M 880	880.00	110	500
8M 896	896.00	112	500
8M 912	912.00	114	500
8M 920	920.00	115	500
8M 936	936.00	117	500
8M 960	960.00	120	500
8M 968	968.00	121	500
8M 976	976.00	122	500
8M 1000	1000.00	125	500
8M 1040	1040.00	130	500
8M 1056	1056.00	132	500
8M 1064	1064.00	133	500
8M 1080	1080.00	135	500
8M 1096	1096.00	137	500
8M 1120	1120.00	140	500
8M 1128	1128.00	141	500
8M 1152 •	1152.00	144	500
8M 1160	1160.00	145	500
8M 1168	1168.00	146	500
8M 1184	1184.00	148	500
8M 1192 •	1192.00	149	500
8M 1200	1200.00	150	500
8M 1216	1216.00	152	500
8M 1224	1224.00	153	500
8M 1248	1248.00	156	500
8M 1256	1256.00	157	500
8M 1264	1264.00	158	500
8M 1280	1280.00	160	500
8M 1296 •	1296.00	162	500
8M 1304	1304.00	163	500
8M 1320	1320.00	165	500
8M 1328	1328.00	166	500
8M 1344	1344.00	168	500
8M 1360	1360.00	170	500
8M 1392	1392.00	174	500
8M 1400	1400.00	175	500



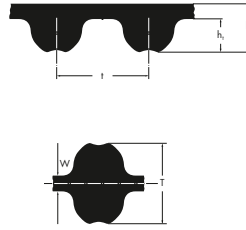
Description	L _w (mm)	Number of teeth	Sleeve width (mm)
8M 1424	1424.00	178	500
8M 1432 (HTD)	1432.00	179	450
8M 1440	1440.00	180	500
8M 1480	1480.00	185	500
8M 1520	1520.00	190	500
8M 1552	1552.00	194	500
8M 1584	1584.00	198	500
8M 1600	1600.00	200	500
8M 1680	1680.00	210	500
8M 1696	1696.00	212	500
8M 1728	1728.00	216	500
8M 1760	1760.00	220	500
8M 1800	1800.00	225	500
8M 1896	1896.00	237	500
8M 1904	1904.00	238	500
8M 1936	1936.00	242	500
8M 2000	2000.00	250	500
8M 2080	2080.00	260	500
8M 2104	2104.00	263	500
8M 2240	2240.00	280	500
8M 2248	2248.00	281	500
8M 2272	2272.00	284	500
8M 2400	2400.00	300	500
8M 2504	2504.00	313	500
8M 2600	2600.00	325	500
8M 2800	2800.00	350	500
8M 3048 *	3048.00	381	500
8M 3280	3280.00	410	500
8M 3600 *	3600.00	450	500
8M 4400 •*(HTD)	4400.00	550	470

Description	L _w (mm)	Number of teeth	Sleeve width (mm)
14M			
14M 966	966.00	69	500
14M 1092	1092.00	78	500
14M 1190	1190.00	85	500
14M 1344	1344.00	96	500
14M 1400	1400.00	100	500
14M 1456	1456.00	104	500
14M 1512	1512.00	108	500
14M 1540 •	1540.00	110	500
14M 1610	1610.00	115	500
14M 1680	1680.00	120	500
14M 1778	1778.00	127	500
14M 1890	1890.00	135	500
14M 2100	2100.00	150	500
14M 2310	2310.00	165	500
14M 2450	2450.00	175	500
14M 2590	2590.00	185	500
14M 2800	2800.00	200	500
14M 3150	3150.00	225	500

Description	L _w (mm)	Number of teeth	Sleeve width (mm)
14M 3360	3360.00	240	500
14M 3500	3500.00	250	500
14M 3850	3850.00	275	500
14M 4004 •*	4004.00	286	330
14M 4326	4326.00	309	500
14M 4578	4578.00	327	500

Description	L _w (mm)	Number of teeth	Sleeve width (mm)
D5M			
D5M 565 •(HTD)	565.00	113	430
D5M 600 (HTD)	600.00	120	430
D5M 615 (HTD)	615.00	123	430
D5M 630 •(HTD)	630.00	126	430
D5M 635 •(HTD)	635.00	127	430
D5M 665 •(HTD)	665.00	133	430
D5M 700 (HTD)	700.00	140	430
D5M 710 •(HTD)	710.00	142	430
D5M 740 •(HTD)	740.00	148	430
D5M 755 (HTD)	755.00	151	430
D5M 800 (HTD)	800.00	160	430
D5M 835 (HTD)	835.00	167	430
D5M 890 (HTD)	890.00	178	430
D5M 900 •(HTD)	900.00	180	430
D5M 1000 •(HTD)	1000.00	200	430
D5M 1050 •(HTD)	1050.00	210	430
D5M 1125 •(HTD)	1125.00	225	430
D5M 1200 •(HTD)	1200.00	240	430

Description	L _w (mm)	Number of teeth	Sleeve width (mm)
D8M			
D8M 600 (HTD)	600.00	75	430
D8M 640 (HTD)	640.00	80	430
D8M 656 •(HTD)	656.00	82	430
D8M 720 (HTD)	720.00	90	430
D8M 776 •(HTD)	776.00	97	430
D8M 784 (HTD)	784.00	98	430
D8M 800 (HTD)	800.00	100	430
D8M 880 (HTD)	880.00	110	430
D8M 920 (HTD)	920.00	115	430
D8M 960 (HTD)	960.00	120	430
D8M 1040 (HTD)	1040.00	130	430
D8M 1120	1120.00	140	300
D8M 1128 •	1128.00	141	300
D8M 1160 •	1160.00	145	300
D8M 1168 •	1168.00	146	300
D8M 1184 •	1184.00	148	300
D8M 1200	1200.00	150	300
D8M 1224 •	1224.00	153	300
D8M 1248	1248.00	156	300
D8M 1256 •	1256.00	157	300



Profiles:
2MHP, 3MHP, 5MHP,
8MHP, 14MHP

Profile:
D8MHP

optibelt OMEGA HP

**HIGH PERFORMANCE TIMING BELT
MADE OF CHLOROPRENE
maintenance-free, with glass-fibre tension cord**



	2MHP	3MHP	5MHP	8MHP	14MHP	D8MHP
Nominal length	Pitch length L_w	Pitch length L_w	Pitch length L_w	Pitch length L_w	Pitch length L_w	Pitch length L_w
Nominal lengths unit	mm	mm	mm	mm	mm	mm
Height of belt h_s [mm]	1.30	2.30	3.40	5.40	9.50	7.73
Tooth height h_i [mm]	0.70	1.10	1.90	3.20	5.60	-
Tooth pitch t [mm]	2.00	3.00	5.00	8.00	14.00	8.00

- Non stock items

Further dimensions are available on request;
minimum order quantity on request.

Sleeve width tolerances +/- 20 mm
Width 300 mm: +/- 10 mm
Width 500 mm: +/- 10 mm

8MHP, 14MHP Standard antist. ISO 9563

Surcharges for alternative versions:

Not all dimensions are available for all of the alternative versions.
The feasibility, minimum order quantity and delivery period must be assessed in each case.

OMEGA HP SPECIAL (upgrade)
For details of the upgraded/cast special belts please see our compact catalogue „Material Handling“

Extra cold- and heat resistant (EPDM) -40 °C to + 140 °C	8MHP + 35%, 14MHP + 25%
Special abrasion class G1	+ 25 %
Aramidcord	+ 60 %
Restrictions to standard tolerances for width or length	on request
Ribbed belt profile PK on belt back	on request
Strengthened belt back	on request
Special coil (only S or Z spooling)	on request
Includes certificate according to ISO 9563	+ 20 %

Ordering example: 111 3MHP 6
Please make sure to mention the product name in your order.

111 = Belt length in mm 3MHP = Profile 6 = Belt width in mm



Description	L _w (mm)	Number of teeth	Sleeve width (mm)
2MHP			
2MHP 74 •	74.00	37	470
2MHP 90 •	90.00	45	470
2MHP 100 •	100.00	50	470
2MHP 104 •	104.00	52	470
2MHP 112 •	112.00	56	470
2MHP 118 •	118.00	59	470
2MHP 120 •	120.00	60	470
2MHP 124 •	124.00	62	470
2MHP 130 •	130.00	65	470
2MHP 140 •	140.00	70	470
2MHP 148 •	148.00	74	470
2MHP 158 •	158.00	79	470
2MHP 180 •	180.00	90	470
2MHP 184 •	184.00	92	470
2MHP 188 •	188.00	94	470
2MHP 192 •	192.00	96	470
2MHP 200 •	200.00	100	470
2MHP 208 •	208.00	104	470
2MHP 210 •	210.00	105	470
2MHP 216 •	216.00	108	470
2MHP 224 •	224.00	112	470
2MHP 232 •	232.00	116	470
2MHP 250 •	250.00	125	470
2MHP 256 •	256.00	128	470
2MHP 266 •	266.00	133	470
2MHP 274 •	274.00	137	470
2MHP 280 •	280.00	140	470
2MHP 288 •	288.00	144	470
2MHP 304 •	304.00	152	470
2MHP 308 •	308.00	154	470
2MHP 310 •	310.00	155	470
2MHP 318 •	318.00	159	470
2MHP 328 •	328.00	164	470
2MHP 330 •	330.00	165	470
2MHP 336 •	336.00	168	470
2MHP 340 •	340.00	170	470
2MHP 368 •	368.00	184	470
2MHP 370 •	370.00	185	470
2MHP 386 •	386.00	193	470
2MHP 392 •	392.00	196	470
2MHP 406 •	406.00	203	470
2MHP 426 •	426.00	213	470
2MHP 448 •	448.00	224	470
2MHP 498 •	498.00	249	470
2MHP 558 •	558.00	279	470
2MHP 560 •	560.00	280	470
2MHP 594 •	594.00	297	470
2MHP 710 •	710.00	355	470
2MHP 930 •	930.00	465	470
2MHP 984 •	984.00	492	470
2MHP 1066 •	1066.00	533	470
2MHP 1110 •	1110.00	555	470
2MHP 1224 •	1224.00	612	470

Description	L _w (mm)	Number of teeth	Sleeve width (mm)
3MHP			
3MHP 111 •	111.00	37	470
3MHP 129 •	129.00	43	470
3MHP 141 •	141.00	47	470
3MHP 144	144.00	48	470
3MHP 150 •	150.00	50	470
3MHP 159 •	159.00	53	470
3MHP 165 •	165.00	55	470
3MHP 168 •	168.00	56	470
3MHP 171 •	171.00	57	470
3MHP 174	174.00	58	470
3MHP 177	177.00	59	470
3MHP 180 •	180.00	60	470
3MHP 183 •	183.00	61	470
3MHP 186 •	186.00	62	470
3MHP 192 •	192.00	64	470
3MHP 195 •	195.00	65	470
3MHP 201	201.00	67	470
3MHP 204 •	204.00	68	470
3MHP 207	207.00	69	470
3MHP 210	210.00	70	470
3MHP 213 •	213.00	71	470
3MHP 219 •	219.00	73	470
3MHP 225	225.00	75	470
3MHP 237	237.00	79	470
3MHP 240	240.00	80	470
3MHP 246 •	246.00	82	470
3MHP 249 •	249.00	83	470
3MHP 252 •	252.00	84	470
3MHP 255	255.00	85	470
3MHP 267 •	267.00	89	470
3MHP 276	276.00	92	470
3MHP 282 •	282.00	94	470
3MHP 285	285.00	95	470
3MHP 288 •	288.00	96	470
3MHP 291 •	291.00	97	470
3MHP 294 •	294.00	98	470
3MHP 300	300.00	100	470
3MHP 312	312.00	104	470
3MHP 315 •	315.00	105	470
3MHP 318	318.00	106	470
3MHP 330	330.00	110	470
3MHP 333 •	333.00	111	470
3MHP 336 •	336.00	112	470
3MHP 339 •	339.00	113	470
3MHP 345 •	345.00	115	470
3MHP 357	357.00	119	470
3MHP 363	363.00	121	470
3MHP 366 •	366.00	122	470
3MHP 375 •	375.00	125	470
3MHP 384	384.00	128	470
3MHP 390 •	390.00	130	470



Description	L _w (mm)	Number of teeth	Sleeve width (mm)
3MHP 420	420.00	140	470
3MHP 426 •	426.00	142	470
3MHP 435 •	435.00	145	470
3MHP 447	447.00	149	470
3MHP 462 •	462.00	154	470
3MHP 474	474.00	158	470
3MHP 480 •	480.00	160	470
3MHP 486 •	486.00	162	470
3MHP 495 •	495.00	165	470
3MHP 501	501.00	167	470
3MHP 513	513.00	171	470
3MHP 519 •	519.00	173	470
3MHP 522 •	522.00	174	470
3MHP 525 •	525.00	175	470
3MHP 531 •	531.00	177	470
3MHP 537 •	537.00	179	470
3MHP 558 •	558.00	186	470
3MHP 564 •	564.00	188	470
3MHP 570 •	570.00	190	470
3MHP 582 •	582.00	194	470
3MHP 597	597.00	199	470
3MHP 600 •	600.00	200	470
3MHP 606 •	606.00	202	470
3MHP 615 •	615.00	205	470
3MHP 633 •	633.00	211	500
3MHP 669	669.00	223	470
3MHP 675 •	675.00	225	470
3MHP 711 •	711.00	237	470
3MHP 738 •	738.00	246	470
3MHP 804 •	804.00	268	470
3MHP 816 •	816.00	272	470
3MHP 843 •	843.00	281	470
3MHP 882 •	882.00	294	470
3MHP 888 •	888.00	296	470
3MHP 1062 •	1062.00	354	500
3MHP 1569 •	1569.00	523	500
3MHP 1587 •	1587.00	529	500
3MHP 1692 •	1692.00	564	500

Description	L _w (mm)	Number of teeth	Sleeve width (mm)
5MHP			
5MHP 180	180.00	36	470
5MHP 225	225.00	45	470
5MHP 255	255.00	51	470
5MHP 265	265.00	53	470
5MHP 270 •	270.00	54	470
5MHP 275 •	275.00	55	470
5MHP 280 •	280.00	56	470
5MHP 295 •	295.00	59	470
5MHP 300 •	300.00	60	470
5MHP 305	305.00	61	470



Description	L _w (mm)	Number of teeth	Sleeve width (mm)
5MHP 325	325.00	65	470
5MHP 330	330.00	66	470
5MHP 340 •	340.00	68	470
5MHP 350	350.00	70	470
5MHP 360	360.00	72	470
5MHP 365 •	365.00	73	470
5MHP 370 •	370.00	74	470
5MHP 375	375.00	75	470
5MHP 385 •	385.00	77	470
5MHP 400	400.00	80	470
5MHP 410	410.00	82	470
5MHP 415 •	415.00	83	470
5MHP 420 •	420.00	84	470
5MHP 425	425.00	85	470
5MHP 450	450.00	90	470
5MHP 460 •	460.00	92	470
5MHP 475	475.00	95	470
5MHP 490 •	490.00	98	470
5MHP 500	500.00	100	470
5MHP 520 •	520.00	104	470
5MHP 525	525.00	105	470
5MHP 535	535.00	107	470
5MHP 540 •	540.00	108	470
5MHP 550	550.00	110	500
5MHP 560 •	560.00	112	500
5MHP 565	565.00	113	500
5MHP 575 •	575.00	115	500
5MHP 580 •	580.00	116	500
5MHP 600	600.00	120	500
5MHP 610 •	610.00	122	500
5MHP 615 •	615.00	123	500
5MHP 630	630.00	126	500
5MHP 635	635.00	127	500
5MHP 640 •	640.00	128	500
5MHP 645	645.00	129	500
5MHP 650 •	650.00	130	500
5MHP 665	665.00	133	500
5MHP 670 •	670.00	134	500
5MHP 700	700.00	140	500
5MHP 710	710.00	142	500
5MHP 720 •	720.00	144	500
5MHP 740	740.00	148	500
5MHP 750 •	750.00	150	500
5MHP 755	755.00	151	500
5MHP 775 •	775.00	155	500
5MHP 790 •	790.00	158	500
5MHP 800	800.00	160	500
5MHP 825 •	825.00	165	500
5MHP 830 •	830.00	166	500
5MHP 835	835.00	167	500
5MHP 850 •	850.00	170	500
5MHP 860 •	860.00	172	500



Description	L _w (mm)	Number of teeth	Sleeve width (mm)
5MHP 890	890.00	178	500
5MHP 900	900.00	180	500
5MHP 920	920.00	184	500
5MHP 925	925.00	185	500
5MHP 935 •	935.00	187	500
5MHP 940 •	940.00	188	500
5MHP 950	950.00	190	500
5MHP 965 •	965.00	193	500
5MHP 975 •	975.00	195	500
5MHP 980 •	980.00	196	500
5MHP 1000	1000.00	200	500
5MHP 1025 •	1025.00	205	500
5MHP 1035 •	1035.00	207	500
5MHP 1050	1050.00	210	500
5MHP 1100 •	1100.00	220	500
5MHP 1125	1125.00	225	500
5MHP 1135 •	1135.00	227	500
5MHP 1200 •	1200.00	240	500
5MHP 1270 •	1270.00	254	500
5MHP 1380 •	1380.00	276	500
5MHP 1400 •	1400.00	280	500
5MHP 1420	1420.00	284	500
5MHP 1425 •	1425.00	285	500
5MHP 1500 •	1500.00	300	500
5MHP 1595 •	1595.00	319	500
5MHP 1690 •	1690.00	338	500
5MHP 1790 •	1790.00	358	500
5MHP 1870 •	1870.00	374	500
5MHP 1895 •	1895.00	379	500
5MHP 2000 •	2000.00	400	500
5MHP 2110 •	2110.00	422	500
5MHP 2350 •	2350.00	470	500
5MHP 2525 •	2525.00	505	500

Description	L _w (mm)	Number of teeth	Sleeve width (mm)
8MHP			
8MHP 288 •	288.00	36	470
8MHP 352 •	352.00	44	470
8MHP 376 •	376.00	47	470
8MHP 416 •	416.00	52	470
8MHP 424	424.00	53	470
8MHP 440 •	440.00	55	470
8MHP 480	480.00	60	470
8MHP 512	512.00	64	470
8MHP 520	520.00	65	470
8MHP 536 •	536.00	67	470
8MHP 560	560.00	70	470
8MHP 576	576.00	72	470
8MHP 584 •	584.00	73	470
8MHP 600	600.00	75	470
8MHP 608	608.00	76	470



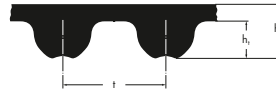
Description	L _w (mm)	Number of teeth	Sleeve width (mm)
8MHP 624 •	624.00	78	500
8MHP 632	632.00	79	500
8MHP 640	640.00	80	500
8MHP 656	656.00	82	500
8MHP 680	680.00	85	500
8MHP 712	712.00	89	500
8MHP 720	720.00	90	500
8MHP 760	760.00	95	500
8MHP 776	776.00	97	500
8MHP 784	784.00	98	500
8MHP 800	800.00	100	500
8MHP 824	824.00	103	500
8MHP 840	840.00	105	500
8MHP 848	848.00	106	500
8MHP 856	856.00	107	500
8MHP 880	880.00	110	500
8MHP 896	896.00	112	500
8MHP 912	912.00	114	500
8MHP 920	920.00	115	500
8MHP 936	936.00	117	500
8MHP 960	960.00	120	500
8MHP 976	976.00	122	500
8MHP 1000	1000.00	125	500
8MHP 1040	1040.00	130	500
8MHP 1056 •	1056.00	132	500
8MHP 1064	1064.00	133	500
8MHP 1080	1080.00	135	500
8MHP 1096 •	1096.00	137	500
8MHP 1120	1120.00	140	500
8MHP 1128	1128.00	141	500
8MHP 1160	1160.00	145	500
8MHP 1184 •	1184.00	148	500
8MHP 1200	1200.00	150	500
8MHP 1216	1216.00	152	500
8MHP 1224	1224.00	153	500
8MHP 1248 •	1248.00	156	500
8MHP 1256	1256.00	157	500
8MHP 1264 •	1264.00	158	500
8MHP 1280	1280.00	160	500
8MHP 1304	1304.00	163	500
8MHP 1320 •	1320.00	165	500
8MHP 1328 •	1328.00	166	500
8MHP 1344 •	1344.00	168	500
8MHP 1360	1360.00	170	500
8MHP 1400	1400.00	175	500
8MHP 1424	1424.00	178	500
8MHP 1440	1440.00	180	500
8MHP 1480 •	1480.00	185	500
8MHP 1520	1520.00	190	500
8MHP 1552	1552.00	194	500
8MHP 1584 •	1584.00	198	500
8MHP 1600	1600.00	200	500
8MHP 1680 •	1680.00	210	500

Description	L _w (mm)	Number of teeth	Sleeve width (mm)
8MHP 1696	1696.00	212	500
8MHP 1728 •	1728.00	216	500
8MHP 1760	1760.00	220	500
8MHP 1800	1800.00	225	500
8MHP 1896 •	1896.00	237	500
8MHP 1904 •	1904.00	238	500
8MHP 1936	1936.00	242	500
8MHP 2000	2000.00	250	500
8MHP 2080 •	2080.00	260	500
8MHP 2104 •	2104.00	263	500
8MHP 2240	2240.00	280	500
8MHP 2248	2248.00	281	500
8MHP 2272	2272.00	284	500
8MHP 2400	2400.00	300	500
8MHP 2504	2504.00	313	500
8MHP 2600	2600.00	325	500
8MHP 2800	2800.00	350	500
8MHP 3048	3048.00	381	500
8MHP 3280	3280.00	410	500
8MHP 3600	3600.00	450	500

Description	L _w (mm)	Number of teeth	Sleeve width (mm)
14MHP			
14MHP 966	966.00	69	500
14MHP 1092	1092.00	78	500
14MHP 1190	1190.00	85	500
14MHP 1344 •	1344.00	96	500
14MHP 1400	1400.00	100	500
14MHP 1456 •	1456.00	104	500
14MHP 1512 •	1512.00	108	500
14MHP 1540 •	1540.00	110	500
14MHP 1610	1610.00	115	500
14MHP 1680 •	1680.00	120	500
14MHP 1778	1778.00	127	500
14MHP 1890	1890.00	135	500
14MHP 2100	2100.00	150	500
14MHP 2310	2310.00	165	500
14MHP 2450	2450.00	175	500
14MHP 2590	2590.00	185	500
14MHP 2800	2800.00	200	500
14MHP 3150	3150.00	225	500
14MHP 3360	3360.00	240	500
14MHP 3500	3500.00	250	500
14MHP 3850	3850.00	275	500
14MHP 4326	4326.00	309	500
14MHP 4578	4578.00	327	500

Description	L _w (mm)	Number of teeth	Sleeve width (mm)
D8MHP			
D8MHP 1120 •	1120.00	140	300
D8MHP 1160 •	1160.00	145	300





Profiles:
8MHL, 14MHL

optibelt OMEGA HL

**HIGH PERFORMANCE TIMING BELT
MADE OF CHLOROPRENE**

maintenance-free, with reinforced glass-fibre tension cord



	8MHL	14MHL
Nominal length	Pitch length L_w	Pitch length L_w
Nominal lengths unit	mm	mm
Height of belt h_s [mm]	5.40	9.50
Tooth height h_t [mm]	3.20	5.60
Tooth pitch t [mm]	8.00	14.00

- Non stock items
- Further dimensions are available on request;
- minimum order quantity on request

Sleeve width tolerances +/- 20 mm
Width 500 mm: +/- 10 mm

8MHL, 14MHL Standard antist. ISO 9563

Surcharges for alternative versions:

Not all dimensions are available for all of the alternative versions.
The feasibility, minimum order quantity and delivery period must be assessed in each case.

OMEGA HL SPECIAL (upgrade)
For details of the upgraded/cast special belts please see our compact catalogue „Material Handling“. Prices on request.

Special abrasion class G1	+ 25 %
Restrictions to standard tolerances for width or length	on request
Strengthened belt back	on request
Special coil (only S or Z spooling)	on request
Includes certificate according to ISO 9563	+ 20 %

Ordering example: 288 8MHL 20
Please make sure to mention the product name in your order.

288= Belt length in mm 8MHL= Profile 20= Belt width in mm

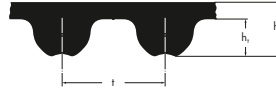


Description	L _w (mm)	Number of teeth	Sleeve width (mm)
8MHL			
8MHL 288 •	288.00	36	470
8MHL 352 •	352.00	44	470
8MHL 376 •	376.00	47	470
8MHL 416 •	416.00	52	470
8MHL 424 •	424.00	53	470
8MHL 480	480.00	60	470
8MHL 536 •	536.00	67	470
8MHL 560	560.00	70	470
8MHL 576 •	576.00	72	470
8MHL 584 •	584.00	73	470
8MHL 600 •	600.00	75	470
8MHL 608	608.00	76	470
8MHL 632 •	632.00	79	500
8MHL 640	640.00	80	500
8MHL 656	656.00	82	500
8MHL 680 •	680.00	85	500
8MHL 712 •	712.00	89	500
8MHL 720	720.00	90	500
8MHL 760 •	760.00	95	500
8MHL 776	776.00	97	500
8MHL 784	784.00	98	500
8MHL 800	800.00	100	500
8MHL 824 •	824.00	103	500
8MHL 840 •	840.00	105	500
8MHL 848 •	848.00	106	500
8MHL 856 •	856.00	107	500
8MHL 880	880.00	110	500
8MHL 896 •	896.00	112	500
8MHL 912	912.00	114	500
8MHL 920	920.00	115	500
8MHL 960	960.00	120	500
8MHL 976 •	976.00	122	500
8MHL 1000	1000.00	125	500
8MHL 1040	1040.00	130	500
8MHL 1056 •	1056.00	132	500
8MHL 1064 •	1064.00	133	500
8MHL 1080 •	1080.00	135	500
8MHL 1096 •	1096.00	137	500
8MHL 1120	1120.00	140	500
8MHL 1128 •	1128.00	141	500
8MHL 1160 •	1160.00	145	500
8MHL 1184 •	1184.00	148	500
8MHL 1200	1200.00	150	500
8MHL 1216 •	1216.00	152	500
8MHL 1224 •	1224.00	153	500
8MHL 1248 •	1248.00	156	500
8MHL 1280	1280.00	160	500
8MHL 1304	1304.00	163	500
8MHL 1344 •	1344.00	168	500
8MHL 1360	1360.00	170	500
8MHL 1400 •	1400.00	175	500

Description	L _w (mm)	Number of teeth	Sleeve width (mm)
8MHL 1424	1424.00	178	500
8MHL 1440	1440.00	180	500
8MHL 1520 •	1520.00	190	500
8MHL 1552 •	1552.00	194	500
8MHL 1584 •	1584.00	198	500
8MHL 1600	1600.00	200	500
8MHL 1680 •	1680.00	210	500
8MHL 1696 •	1696.00	212	500
8MHL 1728 •	1728.00	216	500
8MHL 1760	1760.00	220	500
8MHL 1800	1800.00	225	500
8MHL 1904 •	1904.00	238	500
8MHL 1936 •	1936.00	242	500
8MHL 2000	2000.00	250	500
8MHL 2240	2240.00	280	500
8MHL 2248 •	2248.00	281	500
8MHL 2272 •	2272.00	284	500
8MHL 2400	2400.00	300	500
8MHL 2504 •	2504.00	313	500
8MHL 2600	2600.00	325	500
8MHL 2800	2800.00	350	500
8MHL 3048	3048.00	381	500
8MHL 3280 •	3280.00	410	500
8MHL 3600	3600.00	450	500

Description	L _w (mm)	Number of teeth	Sleeve width (mm)
14MHL			
14MHL 966	966.00	69	500
14MHL 1092	1092.00	78	500
14MHL 1190	1190.00	85	500
14MHL 1344 •	1344.00	96	500
14MHL 1400	1400.00	100	500
14MHL 1456 •	1456.00	104	500
14MHL 1512 •	1512.00	108	500
14MHL 1540 •	1540.00	110	500
14MHL 1610	1610.00	115	500
14MHL 1680 •	1680.00	120	500
14MHL 1778	1778.00	127	500
14MHL 1890	1890.00	135	500
14MHL 2100	2100.00	150	500
14MHL 2310	2310.00	165	500
14MHL 2450	2450.00	175	500
14MHL 2590	2590.00	185	500
14MHL 2800	2800.00	200	500
14MHL 3150	3150.00	225	500
14MHL 3360	3360.00	240	500
14MHL 3500	3500.00	250	500
14MHL 3850	3850.00	275	500
14MHL 4326	4326.00	309	500
14MHL 4578	4578.00	327	500





Profiles:
8MFP, 14MFP

optibelt OMEGA FAN POWER

**HIGH PERFORMANCE TIMING BELT
MADE OF CHLOROPRENE**

maintenance-free, with glass-fibre tension cord



	8MFP	14MFP
Nominal length	Pitch length L_w	Pitch length L_w
Nominal lengths unit	mm	mm
Height of belt h_s [mm]	5.40	9.50
Tooth height h_1 [mm]	3.20	5.60
Tooth pitch t [mm]	8.00	14.00

- Non stock items
- Further dimensions are available on request; minimum order quantity on request

Sleeve width tolerances +/- 20 mm

Width 500 mm: +/- 10 mm

8MFP, 14MFP Standard antist. ISO 9563

Surcharges for alternative versions:

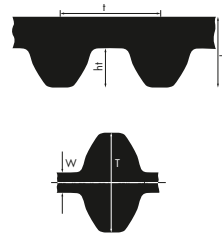
Not all dimensions are available for all of the alternative versions.
The feasibility, minimum order quantity and delivery period must be assessed in each case.

Extra cold- and heat resistant (EPDM) -40 °C to + 140 °C	8MFP + 35%, 14MFP + 25%
Special abrasion class G1	+ 25 %
Aramidcord	+ 60 %
Restrictions to standard tolerances for width or length	on request
Special coil (only S or Z spooling)	on request

Ordering example: 960 8MFP 20
Please make sure to mention the product name in your order.

960= Belt length in mm 8MFP= Profile 20= Belt width in mm





Profiles:
S5M, S8M, S14M,
S8MHP, S8MHL

Profile:
DS8M

optibelt STD optibelt STD HP optibelt STD HL

TIMING BELT MADE OF CHLOROPRENE
 maintenance-free, with glass-fibre tension cord



	S5M	S8M	S14M	DS8M	S8MHP	S8MHL
Nominal length	Pitch length L_w	Pitch length L_w	Pitch length L_w	Pitch length L_w	Pitch length L_w	Pitch length L_w
Nominal lengths unit	mm	mm	mm	mm	mm	mm
Height of belt h_s [mm]	3.40	5.40	9.50	7.50	5.40	5.40
Tooth height h_t [mm]	1.91	3.20	5.60	-	3.20	3.20
Tooth pitch t [mm]	5.00	8.00	14.00	8.00	8.00	8.00

- Non stock items
- Further dimensions are available on request; minimum order quantity on request. Profile S3M on request.

S8MHP, S8MHL Standard artist. ISO 9563

Sleeve width tolerances +/- 20 mm

Surcharges for alternative versions:

Width 300 mm: +/- 10 mm
 Width 500 mm: +/- 10 mm

Not all dimensions are available for all of the alternative versions.
 The feasibility, minimum order quantity and delivery period must be assessed in each case.

STD SPECIAL (upgrade)

For details of the upgraded/cast special belts please see our compact catalogue „Material Handling“. Prices on request.

Extra oil and heat resistant	+ 150 %
Special abrasion class G1	+ 25 %
Aramidcord	+ 60 %
Red Rubber 40, 40 Shore A	on request
White mixture, 55 Shore A and 75 Shore A	on request
Silicone red, 50 Shore A	on request
Restrictions to standard tolerances for width or length	on request
Ribbed belt profile PK on belt back	on request
Strengthened belt back	on request
Special coil (only S or Z spooling)	on request

Ordering example: 90 S5M 375

90= Width code S5M= Profile 375= Belt length in mm

Please make sure to mention the product name in your order.



Description	L _w (mm)	Number of teeth	Sleeve width (mm)
S5M			
S5M 375	375.00	75	470
S5M 390	390.00	78	470
S5M 490	490.00	98	470
S5M 520	520.00	104	470
S5M 625	625.00	125	500
S5M 640 •	640.00	127	500
S5M 650	650.00	130	500
S5M 750	750.00	150	500
S5M 2000 •	2000.00	400	500

Description	L _w (mm)	Number of teeth	Sleeve width (mm)
S8M			
S8M 440	440.00	55	470
S8M 480	480.00	60	470
S8M 560	560.00	70	500
S8M 600	600.00	75	500
S8M 632	632.00	79	500
S8M 640	640.00	80	470
S8M 656	656.00	82	500
S8M 680 •	680.00	85	500
S8M 688	688.00	86	470
S8M 696 •	696.00	87	470
S8M 712	712.00	89	500
S8M 720	720.00	90	500
S8M 728	728.00	91	470
S8M 736 •	736.00	92	470
S8M 760	760.00	95	500
S8M 768	768.00	96	500
S8M 784 •	784.00	98	470
S8M 792 •	792.00	99	470
S8M 800	800.00	100	500
S8M 824	824.00	103	500
S8M 840	840.00	105	500
S8M 848	848.00	106	500
S8M 864 •	864.00	108	470
S8M 880	880.00	110	500
S8M 896	896.00	112	500
S8M 912	912.00	114	500
S8M 920	920.00	115	500
S8M 944	944.00	118	500
S8M 960	960.00	120	500
S8M 992 •	992.00	124	470
S8M 1000	1000.00	125	500
S8M 1024	1024.00	128	500
S8M 1032	1032.00	129	500
S8M 1040	1040.00	130	500
S8M 1056	1056.00	132	500
S8M 1064 •	1064.00	133	500
S8M 1072 •	1072.00	134	470
S8M 1080	1080.00	135	500

Description	L _w (mm)	Number of teeth	Sleeve width (mm)
S8M 1096	1096.00	137	500
S8M 1104	1104.00	138	500
S8M 1120	1120.00	140	500
S8M 1136	1136.00	142	500
S8M 1152	1152.00	144	500
S8M 1160	1160.00	145	500
S8M 1168	1168.00	146	500
S8M 1176	1176.00	147	500
S8M 1184	1184.00	148	500
S8M 1192	1192.00	149	470
S8M 1200	1200.00	150	500
S8M 1208 •	1208.00	151	470
S8M 1216	1216.00	152	500
S8M 1224	1224.00	153	500
S8M 1240	1240.00	155	470
S8M 1248	1248.00	156	500
S8M 1256	1256.00	157	500
S8M 1264 •	1264.00	158	470
S8M 1280	1280.00	160	500
S8M 1296 •	1296.00	162	500
S8M 1304	1304.00	163	500
S8M 1312	1312.00	164	500
S8M 1320 •	1320.00	165	500
S8M 1344	1344.00	168	500
S8M 1352	1352.00	169	500
S8M 1360	1360.00	170	500
S8M 1384 •	1384.00	173	500
S8M 1392 •	1392.00	174	500
S8M 1400	1400.00	175	500
S8M 1408 •	1408.00	176	500
S8M 1440	1440.00	180	500
S8M 1480	1480.00	185	500
S8M 1552	1552.00	194	500
S8M 1600	1600.00	200	500
S8M 1624 •	1624.00	203	500
S8M 1760	1760.00	220	500
S8M 1776 •	1776.00	222	470
S8M 1800	1800.00	225	500
S8M 1816	1816.00	227	470
S8M 1832 •	1832.00	229	500
S8M 1912	1912.00	239	500
S8M 2000	2000.00	250	500
S8M 2024	2024.00	253	500
S8M 2240	2240.00	280	500
S8M 2392 •	2392.00	299	470
S8M 2400	2400.00	300	500
S8M 2496	2496.00	312	400
S8M 2600 •	2600.00	325	500
S8M 2800 •	2800.00	350	470
S8M 3200	3200.00	400	400





Profiles:
MXL, XL, L, H, XH, XXH



Profiles:
DXL, DL, DH

optibelt ZR

TIMING BELT MADE OF CHLOROPRENE
maintenance-free, with glass-fibre tension cord



	MXL	XL	L	H	XH	XXH	DXL	DL	DH
Nominal length	Pitch length L_w	Pitch length L_w	Pitch length L_w	Pitch length L_w	Pitch length L_w	Pitch length L_w	Pitch length L_w	Pitch length L_w	Pitch length L_w
Nominal lengths unit	in	in	in	in	in	in	in	in	in
Height of belt h_s [mm]	1.14	2.30	3.60	4.00	11.20	15.70	3.05	4.57	5.94
Tooth height h_i [mm]	0.51	1.27	1.91	2.29	6.35	9.53	1.27	1.91	2.29
Tooth pitch t [mm]	2.032	5.08	9.525	12.70	22.225	31.75	5.08	9.525	12.70

- Non stock items

Further dimensions are available on request;
minimum order quantity on request.

Sleeve width tolerances +/- 20 mm

Width 500 mm: +/- 10 mm

Surcharges for alternative versions:

Not all dimensions are available for all of the alternative versions.
The feasibility, minimum order quantity and delivery period must be assessed in each case.

ZR SPECIAL (upgrade)

For details of the upgraded/cast special belts please see our compact catalogue „Material Handling“. Prices on request.

Extra oil and heat resistant	+ 150 %
Special abrasion class G1	+ 25 %
Aramidcord	+ 60 %
Red Rubber 40, 40 Shore A	on request
White mixture, 55 Shore A and 75 Shore A	on request
Silicone red, 50 Shore A	on request
Restrictions to standard tolerances for width or length	on request
Ribbed belt profile PK on belt back	on request
Strengthened belt back	on request
Special coil (only S or Z spooling)	on request

Ordering example: 800 XXH 300

800= Length code XXH= Profile 300= Width code

Please make sure to mention the product name in your order.



Description	L _w (in)	L _w (mm)	Number of teeth	Sleeve width (mm)
MXL				
MXL 264 •	2.64	67.06	33	470
MXL 360	3.60	91.44	45	470
MXL 432 •	4.32	109.73	54	470
MXL 440	4.40	111.76	55	470
MXL 448 •	4.48	113.79	56	470
MXL 456 •	4.56	115.82	57	470
MXL 464 •	4.64	117.86	58	470
MXL 480	4.80	121.92	60	470
MXL 488 •	4.88	123.95	61	470
MXL 536 •	5.36	136.14	67	470
MXL 544 •	5.44	138.18	68	470
MXL 560 •	5.60	142.24	70	470
MXL 568 •	5.68	144.27	71	470
MXL 576 •	5.76	146.30	72	470
MXL 600 •	6.00	152.40	75	470
MXL 608 •	6.08	154.43	76	470
MXL 632 •	6.32	160.53	79	470
MXL 640	6.40	162.56	80	470
MXL 656 •	6.56	166.62	82	470
MXL 664 •	6.64	168.66	83	470
MXL 672 •	6.72	170.69	84	470
MXL 680 •	6.80	172.72	85	470
MXL 704 •	7.04	178.82	88	470
MXL 720 •	7.20	182.88	90	470
MXL 728 •	7.28	184.91	91	470
MXL 736 •	7.36	186.94	92	470
MXL 752 •	7.52	191.01	94	470
MXL 760 •	7.60	193.04	95	470
MXL 776 •	7.76	197.10	97	470
MXL 800 •	8.00	203.20	100	470
MXL 808 •	8.08	205.23	101	470
MXL 816 •	8.16	207.26	102	470
MXL 824 •	8.24	209.30	103	470
MXL 840 •	8.40	213.36	105	470
MXL 848 •	8.48	215.39	106	470
MXL 856 •	8.56	217.42	107	470
MXL 864 •	8.64	219.46	108	470
MXL 880	8.80	223.52	110	470
MXL 896 •	8.96	227.58	112	470
MXL 904 •	9.04	229.62	113	470
MXL 912 •	9.12	231.65	114	470
MXL 920 •	9.20	233.68	115	470
MXL 960 •	9.60	243.84	120	470
MXL 976 •	9.76	247.90	122	470
MXL 984 •	9.84	249.94	123	470
MXL 1000 •	10.00	254.00	125	470
MXL 1008 •	10.08	256.03	126	470
MXL 1040 •	10.40	264.16	130	470
MXL 1056 •	10.56	268.22	132	470
MXL 1072 •	10.72	272.29	134	470
MXL 1080 •	10.80	274.32	135	470

Description	L _w (in)	L _w (mm)	Number of teeth	Sleeve width (mm)
MXL 1112 •	11.12	282.45	139	470
MXL 1120	11.20	284.48	140	470
MXL 1136 •	11.36	288.54	142	470
MXL 1176 •	11.76	298.70	147	470
MXL 1184 •	11.84	300.74	148	470
MXL 1200 •	12.00	304.80	150	470
MXL 1224 •	12.24	310.90	153	470
MXL 1272 •	12.72	323.09	159	470
MXL 1280 •	12.80	325.12	160	470
MXL 1320 •	13.20	335.28	165	470
MXL 1360 •	13.60	345.44	170	470
MXL 1400	14.00	355.60	175	470
MXL 1440 •	14.40	365.76	180	470
MXL 1472 •	14.72	373.89	184	470
MXL 1520 •	15.20	386.08	190	470
MXL 1560 •	15.60	396.24	195	470
MXL 1600 •	16.00	406.40	200	470
MXL 1768 •	17.68	449.07	221	470
MXL 1800 •	18.00	457.20	225	470
MXL 1888 •	18.88	479.55	236	470
MXL 1984 •	19.84	503.94	248	470
MXL 1992 •	19.92	505.97	249	470
MXL 2008 •	20.08	510.03	251	470
MXL 2048 •	20.48	520.19	256	470
MXL 2144 •	21.44	544.58	268	470
MXL 2240 •	22.40	568.96	280	470
MXL 2384 •	23.84	605.54	298	470
MXL 2480 •	24.80	629.92	310	470
MXL 2520 •	25.20	640.08	315	470
MXL 2776 •	27.76	705.10	347	470
MXL 2880 •	28.80	731.52	360	470
MXL 2920 •	29.20	741.68	365	470
MXL 3200 •	32.00	812.80	400	470
MXL 3472 •	34.72	881.89	434	470
MXL 3624 •	36.24	920.50	453	470
MXL 3704 •	37.04	940.82	463	470
MXL 3984 •	39.84	1011.94	498	470
MXL 4040 •	40.40	1026.16	505	470

Description	L _w (in)	L _w (mm)	Number of teeth	Sleeve width (mm)
XL				
XL 60	6.00	152.40	30	470
XL 70	7.00	177.80	35	470
XL 80	8.00	203.20	40	470
XL 86 •	8.60	218.44	43	470
XL 88	8.80	223.52	44	470
XL 90	9.00	228.60	45	470
XL 92 •	9.20	233.68	46	470
XL 94 •	9.40	238.76	47	470
XL 96	9.60	243.84	48	470
XL 98	9.80	248.92	49	470

Description	L _w (in)	L _w (mm)	Number of teeth	Sleeve width (mm)
XL 100	10.00	254.00	50	470
XL 102	10.20	259.08	51	470
XL 106	10.60	269.24	53	470
XL 108 •	10.80	274.32	54	470
XL 110	11.00	279.40	55	470
XL 112 •	11.20	284.48	56	470
XL 116	11.60	294.64	58	470
XL 118 •	11.80	299.72	59	470
XL 120	12.00	304.80	60	470
XL 124	12.40	314.96	62	470
XL 126	12.60	320.04	63	470
XL 128	12.80	325.12	64	470
XL 130	13.00	330.20	65	470
XL 134	13.40	340.36	67	470
XL 136	13.60	345.44	68	470
XL 138 •	13.80	350.52	69	470
XL 140	14.00	355.60	70	470
XL 142	14.20	360.68	71	470
XL 148 •	14.80	375.92	74	431
XL 150	15.00	381.00	75	470
XL 156	15.60	396.24	78	470
XL 160	16.00	406.40	80	470
XL 162 •	16.20	411.48	81	470
XL 166	16.60	421.64	83	470
XL 168 •	16.80	426.72	84	470
XL 170	17.00	431.80	85	470
XL 174 •	17.40	441.96	87	470
XL 176	17.60	447.04	88	470
XL 178 •	17.80	452.12	89	470
XL 180	18.00	457.20	90	470
XL 182	18.20	462.28	91	470
XL 184 •	18.40	467.36	92	470
XL 188 •	18.80	477.52	94	720
XL 190	19.00	482.60	95	470
XL 192 •	19.20	487.68	96	470
XL 194	19.40	492.76	97	470
XL 196	19.60	497.84	98	470
XL 198 •	19.80	502.92	99	470
XL 200	20.00	508.00	100	470
XL 210	21.00	533.40	105	470
XL 220	22.00	558.80	110	470
XL 230	23.00	584.20	115	470
XL 240	24.00	609.60	120	470
XL 244 •	24.40	619.76	122	470
XL 248 •	24.80	629.92	124	470
XL 250	25.00	635.00	125	470
XL 260	26.00	660.40	130	470
XL 270	27.00	685.80	135	470
XL 272 •	27.20	690.88	136	470
XL 274 •	27.40	695.96	137	470
XL 280	28.00	711.20	140	470
XL 286 •	28.60	726.44	143	470

Description	L _w (in)	L _w (mm)	Number of teeth	Sleeve width (mm)
XL 290	29.00	736.60	145	470
XL 296 •	29.60	751.84	148	470
XL 300	30.00	762.00	150	470
XL 306 •	30.60	777.24	153	470
XL 310	31.00	787.40	155	470
XL 316	31.60	802.64	158	470
XL 320	32.00	812.80	160	500
XL 322	32.20	817.88	161	470
XL 330	33.00	838.20	165	470
XL 340	34.00	863.60	170	470
XL 344 •	34.40	873.76	172	470
XL 350 •	35.00	889.00	175	470
XL 360	36.00	914.40	180	500
XL 380	38.00	965.20	190	470
XL 382 •	38.20	970.28	191	470
XL 388 •	38.80	985.52	194	470
XL 390	39.00	990.60	195	470
XL 392 •	39.20	995.68	196	470
XL 412	41.20	1046.48	206	500
XL 414	41.40	1051.56	207	500
XL 432	43.20	1097.28	216	500
XL 434	43.40	1102.36	217	500
XL 438 •	43.80	1112.52	219	470
XL 460	46.00	1168.40	230	470
XL 498 •	49.80	1264.92	249	470
XL 506 •	50.60	1285.24	253	470
XL 514	51.40	1305.56	257	500
XL 580 •	58.00	1473.20	290	470
XL 630	63.00	1600.20	315	470

Description	L _w (in)	L _w (mm)	Number of teeth	Sleeve width (mm)
L				
L 109	10.88	276.23	29	470
L 124	12.38	314.33	33	470
L 150	15.00	381.00	40	470
L 165	16.50	419.10	44	470
L 169	16.88	428.63	45	470
L 173	17.25	438.15	46	470
L 187	18.75	476.25	50	470
L 202	20.05	514.35	54	470
L 210	21.00	533.40	56	470
L 225	22.50	571.50	60	470
L 232	23.25	590.55	62	470
L 236	23.63	600.08	63	470
L 240	24.00	609.60	64	470
L 255	25.50	647.70	68	470
L 259 •	25.90	657.23	69	500
L 263	26.30	666.75	70	500
L 270	27.00	685.80	72	470
L 285	28.50	723.90	76	470
L 300	30.00	762.00	80	470



Description	L _w (in)	L _w (mm)	Number of teeth	Sleeve width (mm)
L 322	32.25	819.15	86	470
L 345	34.50	876.30	92	470
L 360	36.00	914.40	96	470
L 367	36.75	933.45	98	470
L 375	37.50	952.50	100	500
L 390	39.00	990.60	104	470
L 405	40.50	1028.70	108	470
L 420	42.00	1066.80	112	470
L 424 •	42.38	1076.33	113	500
L 427 •	42.75	1085.85	114	500
L 435	43.50	1104.90	116	470
L 439	43.86	1114.43	117	500
L 450	45.00	1143.00	120	470
L 454	45.38	1152.53	121	470
L 480	48.00	1219.20	128	470
L 510	51.00	1295.40	136	470
L 525	52.50	1333.50	140	500
L 540	54.00	1371.60	144	500
L 600	60.00	1524.00	160	500
L 630	63.00	1600.20	168	500
L 660	66.00	1676.40	176	500
L 817	81.70	2075.18	218	500

Description	L _w (in)	L _w (mm)	Number of teeth	Sleeve width (mm)
H				
H 230	23.00	584.20	46	500
H 240	24.00	609.60	48	500
H 255	25.50	647.70	51	500
H 270	27.00	685.80	54	500
H 280	28.00	711.20	56	500
H 300	30.00	762.00	60	500
H 310	31.00	787.40	62	500
H 315	31.50	800.10	63	500
H 320	32.00	812.80	64	500
H 330	33.00	838.20	66	500
H 335	33.50	850.90	67	500
H 340	34.00	863.60	68	500
H 350	35.00	889.00	70	500
H 360	36.00	914.40	72	500
H 370	37.00	939.80	74	500
H 375	37.50	952.50	75	500
H 390	39.00	990.60	78	500
H 400	40.00	1016.00	80	500
H 410	41.00	1041.40	82	500
H 420	42.00	1066.80	84	500
H 430	43.00	1092.20	86	500
H 450	45.00	1143.00	90	500
H 465	46.50	1181.10	93	500
H 480	48.00	1219.20	96	500
H 490	49.00	1244.60	98	500
H 510	51.00	1295.40	102	500

Description	L _w (in)	L _w (mm)	Number of teeth	Sleeve width (mm)
H 520	52.00	1320.80	104	500
H 530	53.00	1346.20	106	500
H 540	54.00	1371.60	108	500
H 560	56.00	1422.40	112	500
H 570	57.00	1447.80	114	500
H 580	58.00	1473.20	116	500
H 600	60.00	1524.00	120	500
H 630	63.00	1600.20	126	500
H 650	65.00	1651.00	130	500
H 660	66.00	1676.40	132	500
H 670	67.00	1701.80	134	500
H 680	68.00	1727.20	136	500
H 700	70.00	1778.00	140	500
H 720	72.00	1828.80	144	500
H 730	73.00	1854.20	146	500
H 750	75.00	1905.00	150	500
H 770	77.00	1955.80	154	500
H 800	80.00	2032.00	160	500
H 810	81.00	2057.40	162	500
H 820	82.00	2082.80	164	500
H 850	85.00	2159.00	170	500
H 860	86.00	2184.40	172	500
H 900	90.00	2286.00	180	500
H 950	95.00	2413.00	190	500
H 1000	100.00	2540.00	200	500
H 1020	102.00	2590.80	202	500
H 1100	110.00	2794.00	220	500
H 1120	112.00	2844.80	224	470
H 1140	114.00	2895.60	228	540
H 1150	115.00	2921.00	230	500
H 1250	125.00	3175.00	250	500
H 1400	140.00	3556.00	280	500
H 1700	170.00	4318.00	340	500

Description	L _w (in)	L _w (mm)	Number of teeth	Sleeve width (mm)
XH				
XH 507	50.75	1289.05	58	500
XH 560	56.00	1422.40	64	500
XH 630	63.00	1600.20	72	500
XH 700	70.00	1778.00	80	500
XH 770	77.00	1955.80	88	500
XH 840	84.00	2133.60	96	500
XH 980	98.00	2489.20	112	500
XH 1120	112.00	2844.80	128	500
XH 1260	126.00	3200.40	144	500
XH 1400	140.00	3556.00	160	500
XH 1540	154.00	3911.60	176	540
XH 1750	175.00	4445.00	200	540

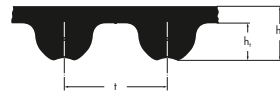


Description	L _w (in)	L _w (mm)	Number of teeth	Sleeve width (mm)
DXL				
DXL 150	15.00	381.00	75	203
DXL 160	16.00	406.40	80	203
DXL 170	17.00	431.80	85	203
DXL 180	18.00	457.20	90	203
DXL 190	19.00	482.60	95	203
DXL 200	20.00	508.00	100	203
DXL 210	21.00	533.40	105	203
DXL 220	22.00	558.80	110	203
DXL 230	23.00	584.20	115	203
DXL 240	24.00	609.60	120	203
DXL 250	25.00	635.00	125	203
DXL 260	26.00	660.40	130	203
DXL 280	28.00	711.20	140	127
DXL 300	30.00	762.00	150	203
DXL 310	31.00	787.40	155	305

Description	L _w (in)	L _w (mm)	Number of teeth	Sleeve width (mm)
DL				
DL 187	18.75	476.25	50	127
DL 210	21.00	533.40	56	305
DL 225	22.50	571.50	60	305
DL 240	24.00	609.60	64	305
DL 255	25.50	647.70	68	305
DL 270	27.00	685.80	72	305
DL 285	28.50	723.90	76	305
DL 300	30.00	762.00	80	305
DL 322	32.25	819.15	86	305
DL 345	34.50	876.30	92	305
DL 367	36.75	933.45	98	305
DL 390	39.00	990.60	104	305
DL 420	42.00	1066.80	112	305
DL 450	45.00	1143.00	120	305
DL 480	48.00	1219.20	128	305
DL 510	51.00	1295.40	136	305
DL 540	54.00	1371.60	144	305
DL 600	60.00	1524.00	160	305

Description	L _w (in)	L _w (mm)	Number of teeth	Sleeve width (mm)
DH				
DH 240	24.00	609.60	48	305
DH 270	27.00	685.80	54	305
DH 300	30.00	762.00	60	305
DH 330	33.00	838.20	66	305
DH 360	36.00	914.40	72	305
DH 390	39.00	990.60	78	305
DH 420	42.00	1066.80	84	305
DH 450	45.00	1143.00	90	305
DH 480	48.00	1219.20	96	305
DH 510	51.00	1295.40	102	305





Profiles:
3M, 5M, 8M,
3MHP, 5MHP, 8MHP

optibelt OMEGA LINEAR optibelt OMEGA HP LINEAR

OPEN ENDED TIMING BELT MADE OF CHLOROPREN
 with glass-fibre tension cord



	3M	5M	8M	3MHP	5MHP	8MHP
Nominal length	Pitch length L_w	Pitch length L_w	Pitch length L_w	Pitch length L_w	Pitch length L_w	Pitch length L_w
Nominal lengths unit	mm	mm	mm	mm	mm	mm
Height of belt h_s [mm]	2.30	3.40	5.40	2.30	3.40	5.40
Tooth height h_t [mm]	1.10	1.90	3.20	1.10	1.90	3.20
Tooth pitch t [mm]	3.00	5.00	8.00	3.00	5.00	8.00
Roll length [m]	30	30	30	30	30	30

- Non stock items

Further dimensions and open ended timing belts with varying angles are available on request; minimum order quantity on request.

Surcharges for alternative versions:

Not all dimensions are available for all of the alternative versions.

The feasibility, minimum order quantity and delivery period must be assessed in each case.

Special roll lengths	on request
Extra cold- and heat resistant (EPDM) -40 °C to + 140 °C	8MHP + 35%
Extra oil and heat resistant	+ 150 %
Special abrasion class G1	+ 25 %
Aramidcord	+ 60 %
Restrictions to standard tolerances for width or length	on request
Strengthened belt back	on request

Ordering example: 3M 6 GLASS

3M= Profile 6= Width in mm GLASS= Glass-fibre tension cord

Please make sure to mention the product name in your order.



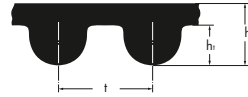


optibelt ZR LINEAR
optibelt HTD LINEAR
optibelt STD LINEAR

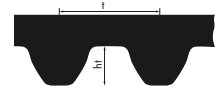
OPEN ENDED TIMING BELT MADE OF CHLOROPREN



Profiles:
MXL, XL, L, H



Profiles:
5M, 8M, 14M



Profile:
S8M



	MXL	XL	L	H	S8M	5M	8M	14M
Nominal length	Pitch length L_w	Pitch length L_w	Pitch length L_w	Pitch length L_w	Pitch length L_w	Pitch length L_w	Pitch length L_w	Pitch length L_w
Nominal lengths unit	mm	mm	mm	mm	mm	mm	mm	mm
Height of belt h_s [mm]	1.14	2.30	3.60	4.00	5.40	3.60	5.60	10.00
Tooth pitch t [mm]	2.032	5.08	9.525	12.70	8.00	5.00	8.00	14.00
Roll length [m]	30	30	30	30	45 - 58	30	30	30

• Non stock items

Further dimensions as well as open ended timing belts with varying angles are available on request; minimum order quantity on request. Profile S8MHP on request.

Surcharges for alternative versions:

Not all dimensions are available for all of the alternative versions. The feasibility, minimum order quantity and delivery period must be assessed in each case.

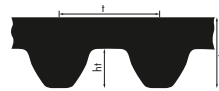
Special roll lengths	on request
Extra oil and heat resistant	on request
Special abrasion class G1	+ 25 %
Aramidcord	+ 60 %
Restrictions to standard tolerances for width or length	on request

Ordering example: MXL 025 GLASS
 Please make sure to mention the product name in your order.

MXL= Profile 025= Width code GLASS= Glass-fibre tension cord



Description	
MXL GLASS	
MXL 025 GLASS •	
XL GLASS	
XL 025 GLASS	
XL 031 GLASS •	
XL 037 GLASS	
XL 050 GLASS	
L GLASS	
L 037 GLASS	
L 050 GLASS	
L 075 GLASS	
L 100 GLASS •	
H GLASS	
H 050 GLASS	
H 075 GLASS	
H 100 GLASS	
H 150 GLASS	
H 200 GLASS	
8M GLASS	
8M 50 GLASS •	
8M 85 GLASS •	
14M GLASS	
14M 25 GLASS •	
14M 40 GLASS •	
14M 55 GLASS •	
14M 85 GLASS •	
S8M GLASS	
S8M 120 GLASS	
S8M 150 GLASS •	
H STEEL	
H 050 STEEL •	
H 075 STEEL •	
H 100 STEEL •	
H 150 STEEL •	
H 200 STEEL •	
5M STEEL	
5M 06 STEEL •	
5M 09 STEEL •	
5M 15 STEEL •	
5M 25 STEEL •	
8M STEEL	
8M 10 STEEL •	
8M 15 STEEL •	
8M 20 STEEL •	
8M 30 STEEL •	
8M 50 STEEL •	
8M 85 STEEL •	
14M STEEL	
14M 25 STEEL •	
14M 40 STEEL •	
14M 55 STEEL •	
14M 85 STEEL •	



Profile:
8MDC

optibelt DELTA CHAIN Carbon

HIGH PERFORMANCE POLYURETHANE TIMING BELTS



	8MDC
Nominal length	Pitch length L_w
Nominal lengths unit	mm
Height of belt h_s [mm]	5.90
Tooth height h_t [mm]	3.40
Tooth pitch t [mm]	8.00
Weight [kg/m] 10 mm width	0.048

Further sizes on request.

Intermediate length without minimum order quantity, price, delivery time on request.

Profile 14MDC on request.

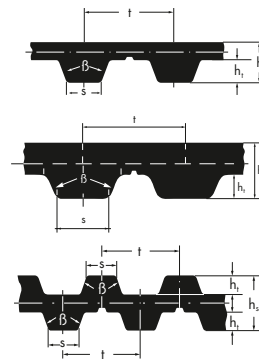
Ordering example: 1120 8MDC 21
Please make sure to mention the product name in your order.

1120= Belt length in mm 8MDC= Profile 21= Belt weight in mm



optibelt ALPHA POWER

HIGH PERFORMANCE POLYURETHANE TIMING BELTS
 maintenance-free, with steel wire cord



Profiles:
T2.5, T5, T10

Profiles:
AT5, AT10

Profiles:
DT5, DT10




	T2.5	T5	T10	AT5	AT10	DT5	DT10
Nominal length	Pitch length L_w	Pitch length L_w	Pitch length L_w	Pitch length L_w	Pitch length L_w	Pitch length L_w	Pitch length L_w
Nominal lengths unit	mm	mm	mm	mm	mm	mm	mm
Height of belt h_s [mm]	1.30	2.20	4.50	2.70	5.00	3.31	6.84
Tooth height h_t [mm]	0.70	1.20	2.50	1.20	2.50	1.20	2.50
Tooth pitch t [mm]	2.50	5.00	10.00	5.00	10.00	5.00	10.00
Tooth angle β [°]	40	40	40	50	50	40	40
Tooth width s [mm]	1.00	1.80	3.50	2.50	5.00	1.80	3.50
Extra charge for highly flexible steel tension cord (HF) [%] *	-	40	40	40	40	40	40
Extra charge for stainless steel tension cord (RF) [%] *	-	40	40	40	40	40	40

• Non stock items, minimum order quantity on request

Sleeve width tolerances +/- 10 mm

Profile AT3, T2, T20, DT2,5 and S3M price, minimum order quantity and delivery time on request
 Further tensiles on request.



* Surcharges for alternative versions:
 Not all dimensions are available for all of the alternative versions.
 The feasibility, minimum order quantity and delivery period must be assessed in each case.

ALPHA POWER SPECIAL (upgrade)
 For details of the upgraded special belts made of polyurethane, please see our compact catalogue „Material Handling“

ALPHA SRP (cast – open endless)
 Profiles AT3 - AT5 - AT10 - AT20 - T2.5 - T5 - T10 - T20 - MXL - XL - L. Price, minimum order quantity and deliverytime on request.

Further details on the ALPHA POWER and ALPHA SPECIAL can be found on our website www.optibelt.com (see also QR code)

Cord types: HF= Highly flexible steel tension cord RF= Stainless steel tension cord ST= Steel wire cord AR= Aramid tension cord

Ordering example: 12 T10 / 530 12= Belt width in mm T10= Profile 530= Belt length in mm

Please make sure to mention the product name in your order.



Description	L _w (mm)	Number of teeth	Sleeve width (mm)
T2.5			
T2.5 107.5	107.50	43	200
T2.5 120	120.00	48	200
T2.5 145	145.00	58	200
T2.5 150	150.00	60	200
T2.5 160	160.00	64	200
T2.5 177.5	177.50	71	200
T2.5 180	180.00	72	200
T2.5 200	200.00	80	200
T2.5 210	210.00	84	200
T2.5 230	230.00	92	200
T2.5 245	245.00	98	200
T2.5 265	265.00	106	200
T2.5 277.5	277.50	111	200
T2.5 285	285.00	114	200
T2.5 290	290.00	116	200
T2.5 305	305.00	122	200
T2.5 317.5	317.50	127	200
T2.5 330	330.00	132	380
T2.5 342.5	342.50	137	380
T2.5 380	380.00	152	380
T2.5 420	420.00	168	380
T2.5 480	480.00	192	380
T2.5 500	500.00	200	380
T2.5 540	540.00	216	380
T2.5 600	600.00	240	380
T2.5 620	620.00	248	380
T2.5 650	650.00	260	380
T2.5 780	780.00	312	380
T2.5 915	915.00	366	380
T2.5 950	950.00	380	380

Description	L _w (mm)	Number of teeth	Sleeve width (mm)
T5			
T5 150	150.00	30	200
T5 165	165.00	33	200
T5 185	185.00	37	200
T5 200	200.00	40	200
T5 215	215.00	43	200
T5 220	220.00	44	200
T5 225	225.00	45	200
T5 245	245.00	49	200
T5 250	250.00	50	200
T5 255	255.00	51	200
T5 260	260.00	52	200
T5 270	270.00	54	200
T5 275	275.00	55	200
T5 280	280.00	56	200
T5 295	295.00	59	200
T5 300	300.00	60	200
T5 305	305.00	61	200



Description	L _w (mm)	Number of teeth	Sleeve width (mm)
T5 320	320.00	64	200
T5 325	325.00	65	380
T5 330	330.00	66	380
T5 340	340.00	68	380
T5 350	350.00	70	380
T5 355	355.00	71	380
T5 360	360.00	70	380
T5 365	365.00	73	380
T5 375	375.00	75	380
T5 390	390.00	78	380
T5 400	400.00	80	380
T5 410	410.00	82	380
T5 420	420.00	84	380
T5 425	425.00	85	380
T5 430	430.00	86	380
T5 440	440.00	88	380
T5 445	445.00	89	380
T5 450	450.00	90	380
T5 455	455.00	91	380
T5 460	460.00	92	380
T5 475	475.00	95	380
T5 480	480.00	96	380
T5 500	500.00	100	380
T5 510	510.00	102	380
T5 515	515.00	103	380
T5 525	525.00	105	380
T5 545	545.00	109	380
T5 550	550.00	110	380
T5 560	560.00	112	380
T5 575	575.00	115	380
T5 590	590.00	118	380
T5 600	600.00	120	380
T5 610	610.00	122	380
T5 620	620.00	124	380
T5 625	625.00	125	380
T5 630	630.00	126	380
T5 640	640.00	128	380
T5 650	650.00	130	380
T5 660	660.00	132	380
T5 675	675.00	135	380
T5 690	690.00	138	380
T5 700	700.00	140	380
T5 720	720.00	144	380
T5 725	725.00	145	380
T5 750	750.00	150	380
T5 780	780.00	156	380
T5 800	800.00	160	380
T5 815	815.00	163	380
T5 840	840.00	168	380
T5 850	850.00	170	380
T5 860	860.00	172	380
T5 900	900.00	180	380



Description	L _w (mm)	Number of teeth	Sleeve width (mm)
T5 940	940.00	188	380
T5 990	990.00	198	380
T5 1000	1000.00	200	380
T5 1075	1075.00	215	380
T5 1100	1100.00	220	380
T5 1140	1140.00	228	380
T5 1215	1215.00	243	380
T5 1315	1315.00	263	380
T5 1350	1350.00	270	380
T5 1380	1380.00	276	380
T5 1440	1440.00	288	380

Description	L _w (mm)	Number of teeth	Sleeve width (mm)
T10			
T10 260	260.00	26	200
T10 320	320.00	32	200
T10 350	350.00	35	380
T10 370	370.00	37	380
T10 400	400.00	40	380
T10 410	410.00	41	380
T10 440	440.00	44	380
T10 450	450.00	45	380
T10 500	500.00	50	380
T10 530	530.00	53	380
T10 550	550.00	55	380
T10 560	560.00	56	380
T10 600	600.00	60	380
T10 610	610.00	61	380
T10 630	630.00	63	380
T10 650	650.00	65	380
T10 660	660.00	66	380
T10 690	690.00	69	380
T10 700	700.00	70	380
T10 720	720.00	72	380
T10 750	750.00	75	380
T10 780	780.00	78	380
T10 800	800.00	80	380
T10 810	810.00	81	380
T10 840	840.00	84	380
T10 850	850.00	85	380
T10 880	880.00	88	380
T10 890	890.00	89	380
T10 900	900.00	90	380
T10 910	910.00	91	380
T10 920	920.00	92	380
T10 950	950.00	95	380
T10 960	960.00	96	380
T10 970	970.00	97	380
T10 980	980.00	98	380
T10 1000	1000.00	100	380
T10 1010	1010.00	101	380



Description	L _w (mm)	Number of teeth	Sleeve width (mm)
T10 1050	1050.00	105	380
T10 1080	1080.00	108	380
T10 1100	1100.00	110	380
T10 1110	1110.00	111	380
T10 1140	1140.00	114	380
T10 1150	1150.00	115	380
T10 1200	1200.00	120	380
T10 1210	1210.00	121	380
T10 1240	1240.00	124	380
T10 1250	1250.00	125	380
T10 1300	1300.00	130	380
T10 1320	1320.00	132	380
T10 1350	1350.00	135	380
T10 1390	1390.00	139	380
T10 1400	1400.00	140	380
T10 1420	1420.00	142	380
T10 1440	1440.00	144	380
T10 1450	1450.00	145	380
T10 1460	1460.00	146	380
T10 1500	1500.00	150	380
T10 1560	1560.00	156	380
T10 1600	1600.00	160	200
T10 1610	1610.00	161	200
T10 1700	1700.00	170	200
T10 1750	1750.00	175	200
T10 1780	1780.00	178	200
T10 1800	1800.00	180	200
T10 1880	1880.00	188	200
T10 1960	1960.00	196	200
T10 2250	2250.00	225	200

Description	L _w (mm)	Number of teeth	Sleeve width (mm)
AT5			
AT5 200	200.00	40	200
AT5 255	255.00	51	200
AT5 280	280.00	56	200
AT5 300	300.00	60	200
AT5 330	330.00	66	380
AT5 340	340.00	68	380
AT5 375	375.00	75	380
AT5 390	390.00	78	380
AT5 420	420.00	84	380
AT5 450	450.00	90	380
AT5 455	455.00	91	380
AT5 500	500.00	100	380
AT5 545	545.00	109	380
AT5 600	600.00	120	380
AT5 610	610.00	122	380
AT5 660	660.00	132	380
AT5 710	710.00	142	380
AT5 720	720.00	144	380



Description	L _w (mm)	Number of teeth	Sleeve width (mm)
AT5 750	750.00	150	380
AT5 780	780.00	156	380
AT5 825	825.00	165	380
AT5 860	860.00	172	380
AT5 975	975.00	195	380
AT5 1050	1050.00	210	380
AT5 1125	1125.00	225	380
AT5 1500	1500.00	300	380

Description	L _w (mm)	Number of teeth	Sleeve width (mm)
AT10			
AT10 500	500.00	50	380
AT10 530	530.00	53	380
AT10 560	560.00	56	380
AT10 580	580.00	58	380
AT10 600	600.00	60	380
AT10 610	610.00	61	380
AT10 660	660.00	66	380
AT10 700	700.00	70	380
AT10 730	730.00	73	380
AT10 780	780.00	78	380
AT10 800	800.00	80	380
AT10 840	840.00	84	380
AT10 890	890.00	89	380
AT10 920	920.00	92	380
AT10 960	960.00	96	380
AT10 980	980.00	98	380
AT10 1000	1000.00	100	380
AT10 1010	1010.00	101	380
AT10 1050	1050.00	105	380
AT10 1080	1080.00	108	380
AT10 1100	1100.00	110	380
AT10 1150	1150.00	115	380
AT10 1200	1200.00	120	380
AT10 1210	1210.00	121	380
AT10 1250	1250.00	125	380
AT10 1280	1280.00	128	380
AT10 1300	1300.00	130	380
AT10 1320	1320.00	132	380
AT10 1350	1350.00	135	380
AT10 1360	1360.00	136	380
AT10 1400	1400.00	140	380
AT10 1420	1420.00	142	380
AT10 1480	1480.00	148	380
AT10 1500	1500.00	150	380
AT10 1600	1600.00	160	200
AT10 1700	1700.00	170	200
AT10 1720	1720.00	172	200
AT10 1800	1800.00	180	200
AT10 1860	1860.00	186	200
AT10 1940	1940.00	194	200

Description	L _w (mm)	Number of teeth	Sleeve width (mm)
DT5			
DT5 150	150.00	30	200
DT5 300	300.00	60	200
DT5 400	400.00	80	380
DT5 410	410.00	82	380
DT5 450	450.00	90	380
DT5 460	460.00	92	380
DT5 480	480.00	96	380
DT5 500	500.00	100	380
DT5 515	515.00	103	380
DT5 550	550.00	110	380
DT5 590	590.00	118	380
DT5 600	600.00	120	380
DT5 620	620.00	124	380
DT5 625	625.00	125	380
DT5 650	650.00	130	380
DT5 700	700.00	140	380
DT5 750	750.00	150	380
DT5 815	815.00	163	380
DT5 900	900.00	180	380
DT5 940	940.00	188	380
DT5 1100	1100.00	220	380

Description	L _w (mm)	Number of teeth	Sleeve width (mm)
DT10			
DT10 530	530.00	53	380
DT10 600	600.00	60	380
DT10 630	630.00	63	380
DT10 660	660.00	66	380
DT10 700	700.00	70	380
DT10 720	720.00	72	380
DT10 750	750.00	75	380
DT10 800	800.00	80	380
DT10 840	840.00	84	380
DT10 900	900.00	90	380
DT10 980	980.00	98	380
DT10 1000	1000.00	100	380
DT10 1200	1200.00	120	380
DT10 1210	1210.00	121	380
DT10 1240	1240.00	124	380
DT10 1250	1250.00	125	380
DT10 1300	1300.00	130	380
DT10 1320	1320.00	132	380
DT10 1350	1350.00	135	380
DT10 1400	1400.00	140	380
DT10 1420	1420.00	142	380
DT10 1500	1500.00	150	380
DT10 1600	1600.00	160	200
DT10 1610	1610.00	161	200
DT10 1700	1700.00	170	200
DT10 1800	1800.00	180	200
DT10 1880	1880.00	188	200



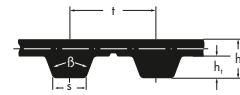




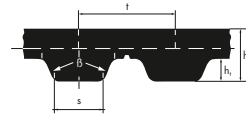
optibelt ALPHA TORQUE

POLYURETHANE TIMING BELTS

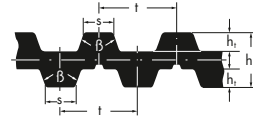
maintenance-free, with steel wire cord



Profiles:
T2.5, T5, T10, MXL, XL, L



Profiles:
AT5, AT10



Profiles:
DT5, DT10



	T2,5	T5	T10	AT5	AT10	DT5	DT10	MXL	XL	L
Nominal length	Pitch length L_w	Pitch length L_w	Pitch length L_w	Pitch length L_w	Pitch length L_w	Pitch length L_w	Pitch length L_w	Pitch length L_w	Pitch length L_w	Pitch length L_w
Nominal lengths unit	mm	mm	mm	mm	mm	mm	mm	in	in	in
Height of belt h_s [mm]	1.30	2.20	4.50	2.70	5.00	3.31	6.84	1.14	2.30	3.60
Tooth height h_t [mm]	0.70	1.20	2.50	1.20	2.50	1.20	2.50	0.51	1.27	1.91
Tooth pitch t [mm]	2.50	5.00	10.00	5.00	10.00	5.00	10.00	2.032	5.08	9.525
Tooth angle β [°]	40	40	40	50	50	40	40	40	50	40
Tooth width s [mm]	1.00	1.80	3.50	2.50	5.00	1.80	3.50	-	1.37	3.20
Extra charge. Aramid tension cord (AR) [%]	-	-	-	-	-	-	-	on request	on request	on request
Extra charge for stainless steel tension cord (RF) [%]	40	40	40	-	40	40	40	on request	on request	on request
Extra charge for highly flexible steel tension cord (HF) [%]	-	40	40	40	40	40	40	on request	on request	on request

• Non stock items, minimum order quantity on request

Sleeve width tolerances +/- 10 mm

Profile AT3, T2, T20, DT2,5 and S3M price, minimum order quantity and delivery time on request
Further tensiles on request.



* Surcharges for alternative versions:

Not all dimensions are available for all of the alternative versions. The feasibility, minimum order quantity and delivery time must be assessed in each case.

ALPHA TORQUE SPECIAL (upgrade)

For details of the upgraded/cast special belts made of polyurethane, please see our compact catalogue „Material Handling“

ALPHA SRP (cast – endless) Profile AT3 - AT5 - AT10 - AT20 - T2.5 - T5 - T10 - T20 - MXL - XL - L

Price, minimum order quantity and delivery period available on request.



Further details about ALPHA TORQUE and ALPHA SRP can be found on our website www.optibelt.com (see also QR code).

Cord types: HF= Highly flexible steel tension cord RF= Stainless steel tension cord ST= Steel wire cord AR= Aramid tension cord

Ordering example: 240 MXL 012

240= Length code MXL= Profile 012= Width code

Ordering example: 6 T5 / 260

6= Belt width in mm T5= Profile 260= Belt length in mm

Please make sure to mention the product name in your order.



Description	L _w (mm)	Number of teeth	Sleeve width (mm)
T2.5			
T2.5 107.5	107.50	43	200
T2.5 120	120.00	48	200
T2.5 145	145.00	58	200
T2.5 150	150.00	43	200
T2.5 160	160.00	64	200
T2.5 177.5	177.50	71	200
T2.5 180	180.00	72	200
T2.5 200	200.00	80	200
T2.5 210	210.00	84	200
T2.5 230	230.00	92	200
T2.5 245	245.00	98	200
T2.5 265	265.00	106	200
T2.5 277.5	277.50	111	200
T2.5 285	285.00	114	200
T2.5 290	290.00	116	200
T2.5 305	305.00	122	200
T2.5 317.5	317.50	127	200
T2.5 330	330.00	132	380
T2.5 342.5	342.50	137	380
T2.5 380	380.00	152	380
T2.5 420	420.00	168	380
T2.5 480	480.00	192	380
T2.5 500	500.00	200	380
T2.5 540	540.00	216	380
T2.5 600	600.00	240	380
T2.5 620	620.00	248	380
T2.5 650	650.00	260	380
T2.5 780	780.00	312	380
T2.5 915	915.00	366	380
T2.5 950	950.00	380	380

Description	L _w (mm)	Number of teeth	Sleeve width (mm)
T5			
T5 150	150.00	30	200
T5 165	165.00	33	200
T5 185	185.00	37	200
T5 200	200.00	40	200
T5 215	215.00	43	200
T5 220	220.00	44	200
T5 225	225.00	45	200
T5 245	245.00	49	200
T5 250	250.00	50	200
T5 255	255.00	51	200
T5 260	260.00	52	200
T5 270	270.00	54	200
T5 275	275.00	55	200
T5 280	280.00	56	200
T5 295	295.00	59	200
T5 300	300.00	60	200
T5 305	305.00	61	200



Description	L _w (mm)	Number of teeth	Sleeve width (mm)
T5 320	320.00	64	200
T5 325	325.00	65	380
T5 330	330.00	66	380
T5 340	340.00	68	380
T5 350	350.00	70	380
T5 355	355.00	71	380
T5 360	360.00	72	380
T5 365	365.00	73	380
T5 375	375.00	75	380
T5 390	390.00	78	380
T5 400	400.00	80	380
T5 410	410.00	82	380
T5 420	420.00	84	380
T5 425	425.00	85	380
T5 430	430.00	86	380
T5 440	440.00	88	380
T5 445	445.00	89	380
T5 450	450.00	90	380
T5 455	455.00	91	380
T5 460	460.00	92	380
T5 475	475.00	95	380
T5 480	480.00	96	380
T5 500	500.00	100	380
T5 510	510.00	102	380
T5 515	515.00	103	380
T5 525	525.00	105	380
T5 545	545.00	109	380
T5 550	550.00	110	380
T5 560	560.00	112	380
T5 575	575.00	115	380
T5 590	590.00	118	380
T5 600	600.00	120	380
T5 610	610.00	122	380
T5 620	620.00	124	380
T5 625	625.00	125	380
T5 630	630.00	126	380
T5 640	640.00	128	380
T5 650	650.00	130	380
T5 660	660.00	132	380
T5 675	675.00	135	380
T5 690	690.00	138	380
T5 700	700.00	140	380
T5 720	720.00	144	380
T5 725	725.00	145	380
T5 750	750.00	150	380
T5 780	780.00	156	380
T5 800	800.00	160	380
T5 815	815.00	163	380
T5 840	840.00	168	380
T5 850	850.00	170	380
T5 860	860.00	172	300
T5 900	900.00	180	380



Description	L _w (mm)	Number of teeth	Sleeve width (mm)
T5 940	940.00	188	380
T5 990	990.00	198	380
T5 1000	1000.00	200	380
T5 1075	1075.00	215	380
T5 1100	1100.00	220	380
T5 1115	1115.00	223	145
T5 1140	1140.00	228	380
T5 1215	1215.00	243	380
T5 1315	1315.00	263	380
T5 1350	1350.00	270	380
T5 1380	1380.00	276	380
T5 1440	1440.00	288	380

Description	L _w (mm)	Number of teeth	Sleeve width (mm)
T10			
T10 260	260.00	26	200
T10 320	320.00	32	200
T10 350	350.00	35	380
T10 370	370.00	37	380
T10 400	400.00	40	380
T10 410	410.00	41	380
T10 440	440.00	44	380
T10 450	450.00	45	380
T10 500	500.00	50	380
T10 530	530.00	53	380
T10 550	550.00	55	380
T10 560	560.00	56	380
T10 600	600.00	60	380
T10 610	610.00	61	380
T10 630	630.00	63	380
T10 650	650.00	65	380
T10 660	660.00	66	380
T10 690	690.00	69	380
T10 700	700.00	70	380
T10 720	720.00	72	380
T10 750	750.00	75	380
T10 780	780.00	78	380
T10 800	800.00	80	380
T10 810	810.00	81	380
T10 840	840.00	84	380
T10 850	850.00	85	380
T10 880	880.00	88	380
T10 890	890.00	89	380
T10 900	900.00	90	380
T10 910	910.00	91	380
T10 920	920.00	92	380
T10 950	950.00	95	380
T10 960	960.00	96	380
T10 970	970.00	97	380
T10 980	980.00	98	380
T10 1000	1000.00	100	380



Description	L _w (mm)	Number of teeth	Sleeve width (mm)
T10 1010	1010.00	101	380
T10 1050	1050.00	105	380
T10 1080	1080.00	108	380
T10 1100	1100.00	110	380
T10 1110	1110.00	111	380
T10 1140	1140.00	114	380
T10 1150	1150.00	115	380
T10 1200	1200.00	120	380
T10 1210	1210.00	121	380
T10 1240	1240.00	124	380
T10 1250	1250.00	125	380
T10 1300	1300.00	130	380
T10 1320	1320.00	132	380
T10 1350	1350.00	135	380
T10 1390	1390.00	139	380
T10 1400	1400.00	140	380
T10 1420	1420.00	142	380
T10 1440	1440.00	144	380
T10 1450	1450.00	145	380
T10 1460	1460.00	146	380
T10 1500	1500.00	150	380
T10 1560	1560.00	156	380
T10 1600	1600.00	160	200
T10 1610	1610.00	161	200
T10 1700	1700.00	170	200
T10 1750	1750.00	175	200
T10 1780	1780.00	178	200
T10 1800	1800.00	180	200
T10 1880	1880.00	188	200
T10 1960	1960.00	196	200
T10 2250	2250.00	225	200

Description	L _w (mm)	Number of teeth	Sleeve width (mm)
AT5			
AT5 200	200.00	40	200
AT5 225	225.00	45	200
AT5 255	255.00	51	200
AT5 280	280.00	56	200
AT5 300	300.00	60	200
AT5 330	330.00	66	380
AT5 340	340.00	68	380
AT5 375	375.00	75	380
AT5 390	390.00	78	380
AT5 420	420.00	84	380
AT5 450	450.00	90	380
AT5 455	455.00	91	380
AT5 500	500.00	100	380
AT5 545	545.00	109	380
AT5 600	600.00	120	380
AT5 610	610.00	122	380
AT5 660	660.00	132	380



Description	L _w (mm)	Number of teeth	Sleeve width (mm)
AT5 710	710.00	142	380
AT5 720	720.00	144	380
AT5 750	750.00	150	380
AT5 780	780.00	156	380
AT5 825	825.00	165	380
AT5 860	860.00	172	380
AT5 975	975.00	195	380
AT5 1050	1050.00	210	380
AT5 1125	1125.00	225	380
AT5 1500	1500.00	300	380

Description	L _w (mm)	Number of teeth	Sleeve width (mm)
-------------	---------------------	-----------------	-------------------

AT10

AT10 500	500.00	50	380
AT10 530	530.00	53	380
AT10 560	560.00	56	380
AT10 580	580.00	58	380
AT10 600	600.00	60	380
AT10 610	610.00	61	380
AT10 660	660.00	66	380
AT10 700	700.00	70	380
AT10 730	730.00	73	380
AT10 780	780.00	78	380
AT10 800	800.00	80	380
AT10 840	840.00	84	380
AT10 890	890.00	89	380
AT10 920	920.00	92	380
AT10 960	960.00	96	380
AT10 980	980.00	98	380
AT10 1000	1000.00	100	380
AT10 1010	1010.00	101	380
AT10 1050	1050.00	105	380
AT10 1080	1080.00	108	380
AT10 1100	1100.00	110	380
AT10 1150	1150.00	115	380
AT10 1200	1200.00	120	380
AT10 1210	1210.00	121	380
AT10 1250	1250.00	125	380
AT10 1280	1280.00	128	380
AT10 1300	1300.00	130	380
AT10 1320	1320.00	132	380
AT10 1350	1350.00	135	380
AT10 1360	1360.00	136	380
AT10 1400	1400.00	140	380
AT10 1420	1420.00	142	380
AT10 1480	1480.00	148	380
AT10 1500	1500.00	150	380
AT10 1600	1600.00	160	200
AT10 1700	1700.00	170	200
AT10 1720	1720.00	172	200
AT10 1800	1800.00	180	200
AT10 1860	1860.00	186	200
AT10 1940	1940.00	194	200

Description	L _w (mm)	Number of teeth	Sleeve width (mm)
DT5			
DT5 150	150.00	30	200
DT5 300	300.00	60	200
DT5 350 •	350.00	70	145
DT5 400	400.00	80	380
DT5 410	410.00	82	380
DT5 450	450.00	90	380
DT5 460	460.00	92	380
DT5 480	480.00	96	380
DT5 500	500.00	100	380
DT5 515	515.00	103	380
DT5 550	550.00	110	380
DT5 590	590.00	118	380
DT5 600	600.00	120	380
DT5 620	620.00	124	380
DT5 650	650.00	130	380
DT5 700	700.00	140	380
DT5 750	750.00	150	380
DT5 800	800.00	160	145
DT5 815	815.00	163	380
DT5 860	860.00	172	380
DT5 900	900.00	180	380
DT5 940	940.00	188	380
DT5 1100	1100.00	220	380

Description	L _w (mm)	Number of teeth	Sleeve width (mm)
DT10			
DT10 260	260.00	26	300
DT10 530	530.00	53	380
DT10 600	600.00	60	380
DT10 630	630.00	63	380
DT10 660	660.00	66	380
DT10 700	700.00	70	380
DT10 720	720.00	72	380
DT10 750	750.00	75	380
DT10 800	800.00	80	380
DT10 840	840.00	84	380
DT10 900	900.00	90	380
DT10 980	980.00	98	380
DT10 1000	1000.00	100	380
DT10 1100	1100.00	110	380
DT10 1200	1200.00	120	380
DT10 1210	1210.00	121	380
DT10 1240	1240.00	124	380
DT10 1250	1250.00	125	380
DT10 1300	1300.00	130	380
DT10 1320	1320.00	132	380
DT10 1350	1350.00	135	380
DT10 1400	1400.00	140	380
DT10 1420	1420.00	142	380
DT10 1500	1500.00	150	380
DT10 1600	1600.00	160	200





Description	L _w (in)	L _w (mm)	Number of teeth	Sleeve width (mm)
MXL				
MXL K 240 •	2.40	60.96	30	203
MXL K 280 •	2.80	71.12	35	220
MXL K 320 •	3.20	81.28	40	203
MXL K 360 •	3.60	91.44	45	203
MXL K 400 •	4.00	101.60	50	203
MXL K 440 •	4.40	111.76	55	203
MXL K 480 •	4.80	121.92	60	203
MXL K 520 •	5.20	132.08	65	203
MXL K 560 •	5.60	142.24	70	203
MXL K 600 •	6.00	152.40	75	203
MXL K 640 •	6.40	162.56	80	203
MXL K 680 •	6.80	172.72	85	203
MXL K 720 •	7.20	182.88	90	203
MXL K 760 •	7.60	193.04	95	203
MXL K 800 •	8.00	203.20	100	203
MXL K 840 •	8.40	213.36	105	203
MXL K 880 •	8.80	223.52	110	203
MXL K 920 •	9.20	233.68	115	203
MXL K 960 •	9.60	243.84	120	203
MXL K 1000 •	10.00	254.00	125	203
MXL K 1040 •	10.40	264.16	130	300
MXL K 1080 •	10.80	274.32	135	203
MXL K 1120 •	11.20	284.48	140	300
MXL K 1160 •	11.60	294.64	145	300
MXL K 1200 •	12.00	304.80	150	203
MXL K 1240 •	12.40	314.96	155	203
MXL K 1280 •	12.80	325.12	160	203
MXL K 1320 •	13.20	335.28	165	203
MXL K 1360 •	13.60	345.44	170	203
MXL K 1400 •	14.00	355.60	175	203
MXL K 1440 •	14.40	365.76	180	203
MXL K 1480 •	14.80	375.92	185	203
MXL K 1520 •	15.20	386.08	190	203
MXL K 1560 •	15.60	396.24	195	203
MXL K 1600 •	16.00	406.40	200	300
MXL K 1640 •	16.40	416.56	205	203
MXL K 1680 •	16.80	426.72	210	203
MXL K 1720 •	17.20	436.88	215	185
MXL K 1760 •	17.60	447.04	220	203
MXL K 1800 •	18.00	457.20	225	380
MXL K 1840 •	18.40	467.36	230	203
MXL K 1880 •	18.80	477.52	235	203
MXL K 1920 •	19.20	487.68	240	203
MXL K 1960 •	19.60	497.84	245	203
MXL K 2000 •	20.00	508.00	250	203
MXL K 2040 •	20.40	518.16	255	203
MXL K 2080 •	20.80	528.32	260	203
MXL K 2120 •	21.20	538.48	265	203
MXL K 2160 •	21.60	548.64	270	203
MXL K 2200 •	22.00	558.80	275	203
MXL K 2240 •	22.40	568.96	280	300



Description	L _w (in)	L _w (mm)	Number of teeth	Sleeve width (mm)
MXL K 2280 •	22.80	579.12	285	300
MXL K 2320 •	23.20	589.28	290	203
MXL K 2360 •	23.60	599.44	295	203
MXL K 2400 •	24.00	609.60	300	203
MXL K 2480 •	24.80	629.92	310	203
MXL K 2560 •	25.60	650.24	320	203
MXL K 2640 •	26.40	670.56	330	203
MXL K 2720 •	27.20	690.88	340	203
MXL K 2800 •	28.00	711.20	350	203
MXL K 2880 •	28.80	731.52	360	185
MXL K 2960 •	29.60	751.84	370	203
MXL K 3040 •	30.40	772.16	380	203
MXL K 3120 •	31.20	792.48	390	203
MXL K 3200 •	32.00	812.80	400	203

Description	L _w (in)	L _w (mm)	Number of teeth	Sleeve width (mm)
XL				
XL K 60 •	6.00	152.40	30	300
XL K 70 •	7.00	177.80	35	300
XL K 76 •	7.60	193.04	38	300
XL K 80 •	8.00	203.20	40	300
XL K 84 •	8.40	213.36	42	183
XL K 90 •	9.00	228.60	45	300
XL K 94 •	9.40	238.76	47	183
XL K 96 •	9.60	243.84	48	145
XL K 100	10.00	254.00	50	300
XL K 102 •	10.20	259.08	51	183
XL K 104	10.40	264.16	52	200
XL K 106 •	10.60	269.24	53	183
XL K 110	11.00	279.40	55	300
XL K 114 •	11.40	289.56	57	183
XL K 116 •	11.60	294.64	58	145
XL K 120	12.00	304.80	60	300
XL K 124 •	12.40	314.96	62	183
XL K 126 •	12.60	320.04	63	183
XL K 128 •	12.80	325.12	64	145
XL K 130	13.00	330.20	65	300
XL K 136 •	13.60	345.44	68	183
XL K 140	14.00	355.60	70	300
XL K 150	15.00	381.00	75	300
XL K 152 •	15.20	386.08	76	145
XL K 154 •	15.40	391.16	77	183
XL K 160	16.00	406.40	80	300
XL K 166 •	16.60	421.64	83	145
XL K 168	16.80	426.72	84	380
XL K 170	17.00	431.80	85	300
XL K 180	18.00	457.20	90	300
XL K 186 •	18.60	472.44	93	183
XL K 190	19.00	482.60	95	300
XL K 200	20.00	508.00	100	300
XL K 210	21.00	533.40	105	300



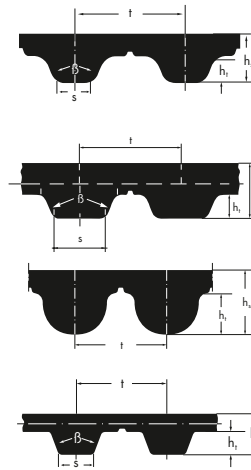
Description	L _w (in)	L _w (mm)	Number of teeth	Sleeve width (mm)
XL K 212 •	21.20	538.48	106	145
XL K 220	22.00	558.80	110	300
XL K 230	23.00	584.20	115	300
XL K 240	24.00	609.60	120	300
XL K 250	25.00	635.00	125	300
XL K 254 •	25.40	645.16	127	183
XL K 260	26.00	660.40	130	300
XL K 270	27.00	685.80	135	300
XL K 290	29.00	736.60	145	300
XL K 300	30.00	762.00	150	300
XL K 320 •	32.00	812.80	160	145
XL K 330	33.00	838.20	165	183
XL K 360 •	36.00	914.40	180	183
XL K 376 •	37.60	955.04	188	145
XL K 384 •	38.40	975.36	192	183
XL K 390 •	39.00	990.60	195	183
XL K 414 •	41.40	1051.56	207	300
XL K 460 •	46.00	1168.40	230	183
XL K 480 •	48.00	1219.20	240	183
XL K 512 •	51.20	1300.48	256	183
XL K 550 •	55.00	1397.00	275	183
XL K 564 •	56.40	1432.56	282	183
XL K 630 •	63.00	1600.20	315	183
XL K 670 •	67.00	1701.80	335	183

Description	L _w (in)	L _w (mm)	Number of teeth	Sleeve width (mm)
L				
L K 124	12.38	314.33	33	300
L K 150	15.00	381.00	40	300
L K 165 •	16.50	419.10	44	183
L K 173 •	17.25	438.15	46	300
L K 187	18.75	476.25	50	300
L K 210	21.00	533.40	56	300
L K 225	22.50	571.50	60	300
L K 240	24.00	609.60	64	300
L K 255	25.50	647.70	68	300
L K 270	27.00	685.80	72	300
L K 285	28.50	723.90	76	300
L K 300	30.00	762.00	80	300
L K 322	32.25	819.15	86	300
L K 345	34.50	876.30	92	300
L K 367	36.75	933.45	98	300
L K 375 •	37.50	952.50	100	183
L K 390	39.00	990.60	104	300
L K 420	42.00	1066.80	112	300
L K 427 •	42.75	1085.85	114	145
L K 450	45.00	1143.00	120	300
L K 480	48.00	1219.20	128	300
L K 510	51.00	1295.40	136	300
L K 525 •	52.50	1333.50	140	183
L K 540	54.00	1371.60	144	300



optibelt ALPHA FLEX

POLYURETHANE TIMING BELT
 manufactured endless, without interrupting
 the tensile reinforcement
 thermoplastic polyurethane



Profiles:
T5, T10, T20

Profiles:
AT5, AT10, AT20

Profiles:
5M, 8M, 14M

Profile:
H

	T5	T10	T20	AT5	AT10	AT20	5M	8M	14M	H
Nominal length	Pitch length L_w	Pitch length L_w	Pitch length L_w	Pitch length L_w	Pitch length L_w	Pitch length L_w	Pitch length L_w	Pitch length L_w	Pitch length L_w	Length code/10
Nominal lengths unit	mm	mm	mm	mm	mm	mm	mm	mm	mm	mm
Height of belt h_s [mm]	2.20	4.50	8.00	2.70	4.50	8.00	3.60	5.60	10.00	4.30
Tooth height h_t [mm]	1.20	2.50	5.00	1.20	2.50	5.00	2.06	3.38	6.00	2.30
Tooth pitch t [mm]	5.00	10.00	20.00	5.00	10.00	20.00	5.00	8.00	14.00	12.70
Tooth angle β [°]	40	40	40	50	50	50	-	-	-	40
Tooth width s [mm]	1.78	3.48	6.51	2.50	5.00	10.00	-	-	-	4.45
Min. Standard length [mm]	1100	1100	1500	1100	1100	1500	1100	1104	1500	1498.6
Max. Standard length [mm]	12000	12000	12000	12000	12000	12000	12000	12000	12000	12001.7
Minimum order for all dimensions [mm]	100	100/150	100	100	100	100	100	100	115	100
Extra charge, polyamide fabric on tooth side (PAZ) [%] * from 1500 mm	15	15	15	15	15	15	15	15	15	15
Extra charge for highly flexible steel tension cord (HF) [%] *	-	35	-	35	35	-	-	35	-	-
Extra charge for stainless steel tension cord (RF) [%] *	-	25	25	25	25	25	-	25	-	-
Extra charge polyurethane food-resistant (RF) (FDA) %	-	45	45	45	45	45	-	45	-	-

- Non stock items

Length range can be manufactured according to gradations in pitch.
 Intermediate lengths cost the same as the next largest standard length.
 Intermediate widths cost the same as the next largest standard width.

Prices for lengths greater than 12000 mm available only on request.
 ALPHA FLEX double sided price and minimum quantity available only on request.

* Surcharges for alternative versions:
 Not all dimensions are available for all of the alternative versions.
 The feasibility, minimum order quantity and delivery period must be assessed in each case.

Further details about ALPHA FLEX can be found on our website www.optibelt.com (see also QR code).

ALPHA FLEX SPECIAL (upgrade)

For details of our various upgrading options, please see Technical Manual „Polyurethane Timing Belt“ or our compact catalogue „Material Handling“. Prices available on request.

Ordering example: 16 T5/1500

16= Belt weight in mm T5= Profile 1500= Belt length in mm

Please make sure to mention the product name in your order.



Click here to access our service pages



Description profile and length	L _w (mm)	Number of teeth
T5		
T5 1100 •	1100.00	220
T5 1200 •	1200.00	240
T5 1300 •	1300.00	260
T5 1400 •	1400.00	280
T5 1500 •	1500.00	300
T5 1600 •	1600.00	320
T5 1700 •	1700.00	340
T5 1800 •	1800.00	360
T5 1900 •	1900.00	380
T5 2000 •	2000.00	400
T5 2100 •	2100.00	420
T5 2200 •	2200.00	440
T5 2300 •	2300.00	460
T5 2400 •	2400.00	480
T5 2500 •	2500.00	500
T5 2600 •	2600.00	520
T5 2700 •	2700.00	540
T5 2800 •	2800.00	560
T5 2900 •	2900.00	580
T5 3000 •	3000.00	600
T5 3200 •	3200.00	640
T5 3400 •	3400.00	680
T5 3600 •	3600.00	720
T5 3800 •	3800.00	760
T5 4000 •	4000.00	800
T5 4200 •	4200.00	840
T5 4400 •	4400.00	880
T5 4600 •	4600.00	920
T5 4800 •	4800.00	960
T5 5000 •	5000.00	1000
T5 5200 •	5200.00	1040
T5 5400 •	5400.00	1080
T5 5600 •	5600.00	1120
T5 5800 •	5800.00	1160
T5 6000 •	6000.00	1200
T5 6200 •	6200.00	1240
T5 6400 •	6400.00	1280
T5 6600 •	6600.00	1320
T5 6800 •	6800.00	1360
T5 7000 •	7000.00	1400
T5 7200 •	7200.00	1440
T5 7400 •	7400.00	1480
T5 7600 •	7600.00	1520
T5 7800 •	7800.00	1560
T5 8000 •	8000.00	1600
T5 8200 •	8200.00	1640
T5 8400 •	8400.00	1680
T5 8600 •	8600.00	1720
T5 8800 •	8800.00	1760
T5 9000 •	9000.00	1800
T5 9200 •	9200.00	1840



Description profile and length	L _w (mm)	Number of teeth
T5 9400 •	9400.00	1880
T5 9600 •	9600.00	1920
T5 9800 •	9800.00	1960
T5 10000 •	10000.00	2000
T5 10200 •	10200.00	2040
T5 10400 •	10400.00	2080
T5 10600 •	10600.00	2120
T5 10800 •	10800.00	2160
T5 11000 •	11000.00	2200
T5 11200 •	11200.00	2240
T5 11400 •	11400.00	2280
T5 11600 •	11600.00	2320
T5 11800 •	11800.00	2360
T5 12000 •	12000.00	2400

Description profile and length	L _w (mm)	Number of teeth
T10		
T10 1100 •	1100.00	110
T10 1200 •	1200.00	120
T10 1300 •	1300.00	130
T10 1400 •	1400.00	140
T10 1500 •	1500.00	150
T10 1600 •	1600.00	160
T10 1700 •	1700.00	170
T10 1800 •	1800.00	180
T10 1900 •	1900.00	190
T10 2000 •	2000.00	200
T10 2100 •	2100.00	210
T10 2200 •	2200.00	220
T10 2300 •	2300.00	230
T10 2400 •	2400.00	240
T10 2500 •	2500.00	250
T10 2600 •	2600.00	260
T10 2700 •	2700.00	270
T10 2800 •	2800.00	280
T10 2900 •	2900.00	290
T10 3000 •	3000.00	300
T10 3200 •	3200.00	320
T10 3400 •	3400.00	340
T10 3600 •	3600.00	360
T10 3800 •	3800.00	380
T10 4000 •	4000.00	400
T10 4200 •	4200.00	420
T10 4400 •	4400.00	440
T10 4600 •	4600.00	460
T10 4800 •	4800.00	480
T10 5000 •	5000.00	500
T10 5200 •	5200.00	520
T10 5400 •	5400.00	540
T10 5600 •	5600.00	560
T10 5800 •	5800.00	580



Description profile and length	L _w (mm)	Number of teeth
T10 6000 •	6000.00	600
T10 6200 •	6200.00	620
T10 6400 •	6400.00	640
T10 6600 •	6600.00	660
T10 6800 •	6800.00	680
T10 7000 •	7000.00	700
T10 7200 •	7200.00	720
T10 7400 •	7400.00	740
T10 7600 •	7600.00	760
T10 7800 •	7800.00	780
T10 8000 •	8000.00	800
T10 8200 •	8200.00	820
T10 8400 •	8400.00	840
T10 8600 •	8600.00	860
T10 8800 •	8800.00	880
T10 9000 •	9000.00	900
T10 9200 •	9200.00	920
T10 9400 •	9400.00	940
T10 9600 •	9600.00	960
T10 9800 •	9800.00	980
T10 10000 •	10000.00	1000
T10 10200 •	10200.00	1020
T10 10400 •	10400.00	1040
T10 10600 •	10600.00	1060
T10 10800 •	10800.00	1080
T10 11000 •	11000.00	1100
T10 11200 •	11200.00	1120
T10 11400 •	11400.00	1140
T10 11600 •	11600.00	1160
T10 11800 •	11800.00	1180
T10 12000 •	12000.00	1200

Description profile and length	L _w (mm)	Number of teeth
T20		
T20 1500 •	1500.00	75
T20 1600 •	1600.00	80
T20 1700 •	1700.00	85
T20 1800 •	1800.00	90
T20 1900 •	1900.00	95
T20 2000 •	2000.00	100
T20 2100 •	2100.00	105
T20 2200 •	2200.00	110
T20 2300 •	2300.00	115
T20 2400 •	2400.00	120
T20 2500 •	2500.00	125
T20 2600 •	2600.00	130
T20 2700 •	2700.00	135
T20 2800 •	2800.00	140
T20 2900 •	2900.00	145
T20 3000 •	3000.00	150
T20 3200 •	3200.00	160



Description profile and length	L _w (mm)	Number of teeth
T20 3400 •	3400.00	170
T20 3600 •	3600.00	180
T20 3800 •	3800.00	190
T20 4000 •	4000.00	200
T20 4200 •	4200.00	210
T20 4400 •	4400.00	220
T20 4600 •	4600.00	230
T20 4800 •	4800.00	240
T20 5000 •	5000.00	250
T20 5200 •	5200.00	260
T20 5400 •	5400.00	270
T20 5600 •	5600.00	280
T20 5800 •	5800.00	290
T20 6000 •	6000.00	300
T20 6200 •	6200.00	310
T20 6400 •	6400.00	320
T20 6600 •	6600.00	330
T20 6800 •	6800.00	340
T20 7000 •	7000.00	350
T20 7200 •	7200.00	360
T20 7400 •	7400.00	370
T20 7600 •	7600.00	380
T20 7800 •	7800.00	390
T20 8000 •	8000.00	400
T20 8200 •	8200.00	410
T20 8400 •	8400.00	420
T20 8600 •	8600.00	430
T20 8800 •	8800.00	440
T20 9000 •	9000.00	450
T20 9200 •	9200.00	460
T20 9400 •	9400.00	470
T20 9600 •	9600.00	480
T20 9800 •	9800.00	490
T20 10000 •	10000.00	500
T20 10200 •	10200.00	510
T20 10400 •	10400.00	520
T20 10600 •	10600.00	530
T20 10800 •	10800.00	540
T20 11000 •	11000.00	550
T20 11200 •	11200.00	560
T20 11400 •	11400.00	570
T20 11600 •	11600.00	580
T20 11800 •	11800.00	590
T20 12000 •	12000.00	600

Description profile and length	L _w (mm)	Number of teeth
AT5		
AT5 1100 •	1100.00	220
AT5 1200 •	1200.00	240
AT5 1300 •	1300.00	260
AT5 1400 •	1400.00	280



Description profile and length	L _w (mm)	Number of teeth
AT5 1500 •	1500.00	300
AT5 1600 •	1600.00	320
AT5 1700 •	1700.00	340
AT5 1800 •	1800.00	360
AT5 1900 •	1900.00	380
AT5 2000 •	2000.00	400
AT5 2100 •	2100.00	420
AT5 2200 •	2200.00	440
AT5 2300 •	2300.00	460
AT5 2400 •	2400.00	480
AT5 2500 •	2500.00	500
AT5 2600 •	2600.00	520
AT5 2700 •	2700.00	540
AT5 2800 •	2800.00	560
AT5 2900 •	2900.00	580
AT5 3000 •	3000.00	600
AT5 3200 •	3200.00	640
AT5 3400 •	3400.00	680
AT5 3600 •	3600.00	720
AT5 3800 •	3800.00	760
AT5 4000 •	4000.00	800
AT5 4200 •	4200.00	840
AT5 4400 •	4400.00	880
AT5 4600 •	4600.00	920
AT5 4800 •	4800.00	960
AT5 5000 •	5000.00	1000
AT5 5200 •	5200.00	1040
AT5 5400 •	5400.00	1080
AT5 5600 •	5600.00	1120
AT5 5800 •	5800.00	1160
AT5 6000 •	6000.00	1200
AT5 6200 •	6200.00	1240
AT5 6400 •	6400.00	1280
AT5 6600 •	6600.00	1320
AT5 6800 •	6800.00	1360
AT5 7000 •	7000.00	1400
AT5 7200 •	7200.00	1440
AT5 7400 •	7400.00	1480
AT5 7600 •	7600.00	1520
AT5 7800 •	7800.00	1560
AT5 8000 •	8000.00	1600
AT5 8200 •	8200.00	1640
AT5 8400 •	8400.00	1680
AT5 8600 •	8600.00	1720
AT5 8800 •	8800.00	1760
AT5 9000 •	9000.00	1800
AT5 9200 •	9200.00	1840
AT5 9400 •	9400.00	1880
AT5 9600 •	9600.00	1920
AT5 9800 •	9800.00	1960
AT5 10000 •	10000.00	2000
AT5 10200 •	10200.00	2040



Description profile and length	L _w (mm)	Number of teeth
AT5 10400 •	10400.00	2080
AT5 10600 •	10600.00	2120
AT5 10800 •	10800.00	2160
AT5 11000 •	11000.00	2200
AT5 11200 •	11200.00	2240
AT5 11400 •	11400.00	2280
AT5 11600 •	11600.00	2320
AT5 11800 •	11800.00	2360
AT5 12000 •	12000.00	2400

Description profile and length	L _w (mm)	Number of teeth
AT10		
AT10 1100 •	1100.00	110
AT10 1200 •	1200.00	120
AT10 1300 •	1300.00	130
AT10 1400 •	1400.00	140
AT10 1500 •	1500.00	150
AT10 1600 •	1600.00	160
AT10 1700 •	1700.00	170
AT10 1800 •	1800.00	180
AT10 1900 •	1900.00	190
AT10 2000 •	2000.00	200
AT10 2100 •	2100.00	210
AT10 2200 •	2200.00	220
AT10 2300 •	2300.00	230
AT10 2400 •	2400.00	240
AT10 2500 •	2500.00	250
AT10 2600 •	2600.00	260
AT10 2700 •	2700.00	270
AT10 2800 •	2800.00	280
AT10 2900 •	2900.00	290
AT10 3000 •	3000.00	300
AT10 3200 •	3200.00	320
AT10 3400 •	3400.00	340
AT10 3600 •	3600.00	360
AT10 3800 •	3800.00	380
AT10 4000 •	4000.00	400
AT10 4200 •	4200.00	420
AT10 4400 •	4400.00	440
AT10 4600 •	4600.00	460
AT10 4800 •	4800.00	480
AT10 5000 •	5000.00	500
AT10 5200 •	5200.00	520
AT10 5400 •	5400.00	540
AT10 5600 •	5600.00	560
AT10 5800 •	5800.00	580
AT10 6000 •	6000.00	600
AT10 6200 •	6200.00	620
AT10 6400 •	6400.00	640
AT10 6600 •	6600.00	660
AT10 6800 •	6800.00	680



Description profile and length	L _w (mm)	Number of teeth
AT10 7000 •	7000.00	700
AT10 7200 •	7200.00	720
AT10 7400 •	7400.00	740
AT10 7600 •	7600.00	760
AT10 7800 •	7800.00	780
AT10 8000 •	8000.00	800
AT10 8200 •	8200.00	820
AT10 8400 •	8400.00	840
AT10 8600 •	8600.00	860
AT10 8800 •	8800.00	880
AT10 9000 •	9000.00	900
AT10 9200 •	9200.00	920
AT10 9400 •	9400.00	940
AT10 9600 •	9600.00	960
AT10 9800 •	9800.00	980
AT10 10000 •	10000.00	1000
AT10 10200 •	10200.00	1020
AT10 10400 •	10400.00	1040
AT10 10600 •	10600.00	1060
AT10 10800 •	10800.00	1080
AT10 11000 •	11000.00	1100
AT10 11200 •	11200.00	1120
AT10 11400 •	11400.00	1140
AT10 11600 •	11600.00	1160
AT10 11800 •	11800.00	1180
AT10 12000 •	12000.00	1200

Description profile and length	L _w (mm)	Number of teeth
AT20		
AT20 1500 •	1500.00	75
AT20 1600 •	1600.00	80
AT20 1700 •	1700.00	85
AT20 1800 •	1800.00	90
AT20 1900 •	1900.00	95
AT20 2000 •	2000.00	100
AT20 2100 •	2100.00	105
AT20 2200 •	2200.00	110
AT20 2300 •	2300.00	115
AT20 2400 •	2400.00	120
AT20 2500 •	2500.00	125
AT20 2600 •	2600.00	130
AT20 2700 •	2700.00	135
AT20 2800 •	2800.00	140
AT20 2900 •	2900.00	145
AT20 3000 •	3000.00	150
AT20 3200 •	3200.00	160
AT20 3400 •	3400.00	170
AT20 3600 •	3600.00	180
AT20 3800 •	3800.00	190
AT20 4000 •	4000.00	200
AT20 4200 •	4200.00	210



Description profile and length	L _w (mm)	Number of teeth
AT20 4400 •	4400.00	220
AT20 4600 •	4600.00	230
AT20 4800 •	4800.00	240
AT20 5000 •	5000.00	250
AT20 5200 •	5200.00	260
AT20 5400 •	5400.00	270
AT20 5600 •	5600.00	280
AT20 5800 •	5800.00	290
AT20 6000 •	6000.00	300
AT20 6200 •	6200.00	310
AT20 6400 •	6400.00	320
AT20 6600 •	6600.00	330
AT20 6800 •	6800.00	340
AT20 7000 •	7000.00	350
AT20 7200 •	7200.00	360
AT20 7400 •	7400.00	370
AT20 7600 •	7600.00	380
AT20 7800 •	7800.00	390
AT20 8000 •	8000.00	400
AT20 8200 •	8200.00	410
AT20 8400 •	8400.00	420
AT20 8600 •	8600.00	430
AT20 8800 •	8800.00	440
AT20 9000 •	9000.00	450
AT20 9200 •	9200.00	460
AT20 9400 •	9400.00	470
AT20 9600 •	9600.00	480
AT20 9800 •	9800.00	490
AT20 10000 •	10000.00	500
AT20 10200 •	10200.00	510
AT20 10400 •	10400.00	520
AT20 10600 •	10600.00	530
AT20 10800 •	10800.00	540
AT20 11000 •	11000.00	550
AT20 11200 •	11200.00	560
AT20 11400 •	11400.00	570
AT20 11600 •	11600.00	580
AT20 11800 •	11800.00	590
AT20 12000 •	12000.00	600

Description profile and length	L _w (mm)	Number of teeth
5M		
5M 1100 •	1100.00	220
5M 1200 •	1200.00	240
5M 1300 •	1300.00	260
5M 1400 •	1400.00	280
5M 1500 •	1500.00	300
5M 1600 •	1600.00	320
5M 1700 •	1700.00	340
5M 1800 •	1800.00	360
5M 1900 •	1900.00	380



Description profile and length	L _w (mm)	Number of teeth
5M 2000 •	2000.00	400
5M 2100 •	2100.00	420
5M 2200 •	2200.00	440
5M 2300 •	2300.00	460
5M 2400 •	2400.00	480
5M 2500 •	2500.00	500
5M 2600 •	2600.00	520
5M 2700 •	2700.00	540
5M 2800 •	2800.00	560
5M 2900 •	2900.00	580
5M 3000 •	3000.00	600
5M 3200 •	3200.00	640
5M 3400 •	3400.00	680
5M 3600 •	3600.00	720
5M 3800 •	3800.00	760
5M 4000 •	4000.00	800
5M 4200 •	4200.00	840
5M 4400 •	4400.00	880
5M 4600 •	4600.00	920
5M 4800 •	4800.00	960
5M 5000 •	5000.00	1000
5M 5200 •	5200.00	1040
5M 5400 •	5400.00	1080
5M 5600 •	5600.00	1120
5M 5800 •	5800.00	1160
5M 6000 •	6000.00	1200
5M 6200 •	6200.00	1240
5M 6400 •	6400.00	1280
5M 6600 •	6600.00	1320
5M 6800 •	6800.00	1360
5M 7000 •	7000.00	1400
5M 7200 •	7200.00	1440
5M 7400 •	7400.00	1480
5M 7600 •	7600.00	1520
5M 7800 •	7800.00	1560
5M 8000 •	8000.00	1600
5M 8200 •	8200.00	1640
5M 8400 •	8400.00	1680
5M 8600 •	8600.00	1720
5M 8800 •	8800.00	1760
5M 9000 •	9000.00	1800
5M 9200 •	9200.00	1840
5M 9400 •	9400.00	1880
5M 9600 •	9600.00	1920
5M 9800 •	9800.00	1960
5M 10000 •	10000.00	2000
5M 10200 •	10200.00	2040
5M 10400 •	10400.00	2080
5M 10600 •	10600.00	2120
5M 10800 •	10800.00	2160
5M 11000 •	11000.00	2200
5M 11200 •	11200.00	2240



Description profile and length	L _w (mm)	Number of teeth
5M 11400 •	11400.00	2280
5M 11600 •	11600.00	2320
5M 11800 •	11800.00	2360
5M 12000 •	12000.00	2400

Description profile and length	L _w (mm)	Number of teeth
8M		
8M 1104 •	1104.00	138
8M 1200 •	1200.00	150
8M 1304 •	1304.00	163
8M 1400 •	1400.00	175
8M 1504 •	1504.00	188
8M 1600 •	1600.00	200
8M 1704 •	1704.00	213
8M 1800 •	1800.00	225
8M 1904 •	1904.00	238
8M 2000 •	2000.00	250
8M 2104 •	2104.00	263
8M 2200 •	2200.00	275
8M 2304 •	2304.00	288
8M 2400 •	2400.00	300
8M 2504 •	2504.00	313
8M 2600 •	2600.00	325
8M 2704 •	2704.00	338
8M 2800 •	2800.00	350
8M 2904 •	2904.00	363
8M 3000 •	3000.00	375
8M 3200 •	3200.00	400
8M 3400 •	3400.00	425
8M 3600 •	3600.00	450
8M 3800 •	3800.00	475
8M 4000 •	4000.00	500
8M 4200 •	4200.00	525
8M 4400 •	4400.00	550
8M 4600 •	4600.00	575
8M 4800 •	4800.00	600
8M 5000 •	5000.00	625
8M 5200 •	5200.00	650
8M 5400 •	5400.00	675
8M 5600 •	5600.00	700
8M 5800 •	5800.00	725
8M 6000 •	6000.00	750
8M 6200 •	6200.00	775
8M 6400 •	6400.00	800
8M 6600 •	6600.00	825
8M 6800 •	6800.00	850
8M 7000 •	7000.00	875
8M 7200 •	7200.00	900
8M 7400 •	7400.00	925
8M 7600 •	7600.00	950
8M 7800 •	7800.00	975

Description profile and length	L _w (mm)	Number of teeth
8M 8000 •	8000.00	1000
8M 8200 •	8200.00	1025
8M 8400 •	8400.00	1050
8M 8600 •	8600.00	1075
8M 8800 •	8800.00	1100
8M 9000 •	9000.00	1125
8M 9200 •	9200.00	1150
8M 9400 •	9400.00	1175
8M 9600 •	9600.00	1200
8M 9800 •	9800.00	1225
8M 10000 •	10000.00	1250
8M 10200 •	10200.00	1275
8M 10400 •	10400.00	1300
8M 10600 •	10600.00	1325
8M 10800 •	10800.00	1350
8M 11000 •	11000.00	1375
8M 11200 •	11200.00	1400
8M 11400 •	11400.00	1425
8M 11600 •	11600.00	1450
8M 11800 •	11800.00	1475
8M 12000 •	12000.00	1500

Description profile and length	L _w (mm)	Number of teeth
14M		
14M 1512 •	1512.00	108
14M 1596 •	1596.00	114
14M 1694 •	1694.00	121
14M 1750 •	1750.00	125
14M 1806 •	1806.00	129
14M 1904 •	1904.00	136
14M 2002 •	2002.00	143
14M 2100 •	2100.00	150
14M 2198 •	2198.00	157
14M 2296 •	2296.00	164
14M 2394 •	2394.00	171
14M 2450 •	2450.00	175
14M 2506 •	2506.00	179
14M 2604 •	2604.00	186
14M 2702 •	2702.00	193
14M 2800 •	2800.00	200
14M 2898 •	2898.00	207
14M 2996 •	2996.00	214
14M 3094 •	3094.00	221
14M 3150 •	3150.00	225
14M 3206 •	3206.00	229
14M 3304 •	3304.00	236
14M 3402 •	3402.00	243
14M 3500 •	3500.00	250
14M 3598 •	3598.00	257
14M 3696 •	3696.00	264
14M 3794 •	3794.00	271



Description profile and length	L _w (mm)	Number of teeth
14M 3850 •	3850.00	275
14M 3906 •	3906.00	279
14M 4004 •	4004.00	286
14M 4102 •	4102.00	293
14M 4200 •	4200.00	300
14M 4298 •	4298.00	307
14M 4396 •	4396.00	314
14M 4494 •	4494.00	321
14M 4550 •	4550.00	325
14M 4606 •	4606.00	329
14M 4704 •	4704.00	336
14M 4802 •	4802.00	343
14M 4900 •	4900.00	350
14M 4998 •	4998.00	357
14M 5096 •	5096.00	364
14M 5194 •	5194.00	371
14M 5250 •	5250.00	375
14M 5306 •	5306.00	379
14M 5404 •	5404.00	386
14M 5502 •	5502.00	393
14M 5600 •	5600.00	400
14M 5698 •	5698.00	407
14M 5796 •	5796.00	414
14M 5894 •	5894.00	421
14M 5950 •	5950.00	425
14M 6006 •	6006.00	429
14M 6104 •	6104.00	436
14M 6202 •	6202.00	443
14M 6300 •	6300.00	450
14M 6398 •	6398.00	457
14M 6496 •	6496.00	464
14M 6594 •	6594.00	471
14M 6650 •	6650.00	475
14M 6706 •	6706.00	479
14M 6804 •	6804.00	486
14M 6902 •	6902.00	493
14M 7000 •	7000.00	500
14M 7098 •	7098.00	507
14M 7196 •	7196.00	514
14M 7294 •	7294.00	521
14M 7350 •	7350.00	525
14M 7406 •	7406.00	529
14M 7504 •	7504.00	536
14M 7602 •	7602.00	543
14M 7700 •	7700.00	550
14M 7798 •	7798.00	557
14M 7896 •	7896.00	564
14M 7994 •	7994.00	571
14M 8050 •	8050.00	575
14M 8106 •	8106.00	579
14M 8204 •	8204.00	586
14M 8302 •	8302.00	593



Description profile and length	L _w (mm)	Number of teeth
14M 8400 •	8400.00	600
14M 8498 •	8498.00	607
14M 8596 •	8596.00	614
14M 8694 •	8694.00	621
14M 8750 •	8750.00	625
14M 8806 •	8806.00	629
14M 8904 •	8904.00	636
14M 9002 •	9002.00	643
14M 9100 •	9100.00	650
14M 9198 •	9198.00	657
14M 9296 •	9296.00	664
14M 9394 •	9394.00	671
14M 9450 •	9450.00	675
14M 9506 •	9506.00	679
14M 9604 •	9604.00	686
14M 9702 •	9702.00	693
14M 9800 •	9800.00	700
14M 9898 •	9898.00	707
14M 9996 •	9996.00	714
14M 10094 •	10094.00	721
14M 10150 •	10150.00	725
14M 10206 •	10206.00	729
14M 10304 •	10304.00	736
14M 10402 •	10402.00	743
14M 10500 •	10500.00	750
14M 10598 •	10598.00	757
14M 10696 •	10696.00	764
14M 10794 •	10794.00	771
14M 10850 •	10850.00	775
14M 10906 •	10906.00	779
14M 11004 •	11004.00	786
14M 11102 •	11102.00	793
14M 11200 •	11200.00	800
14M 11298 •	11298.00	807
14M 11396 •	11396.00	814
14M 11494 •	11494.00	821
14M 11550 •	11550.00	825
14M 11606 •	11606.00	829
14M 11704 •	11704.00	836
14M 11802 •	11802.00	843
14M 11900 •	11900.00	850
14M 11998 •	11998.00	857

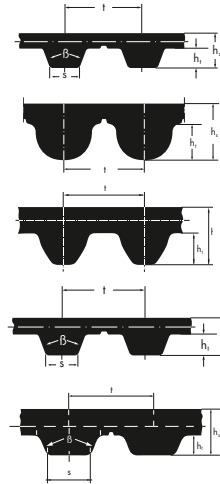
Description profile and length	L _w (in)	L _w (mm)	Number of teeth
H			
H 595 •	59.50	1511.30	119
H 630 •	63.00	1600.20	126
H 670 •	67.00	1701.80	134
H 710 •	71.00	1803.40	142
H 750 •	75.00	1905.00	150

Description profile and length	L _w (in)	L _w (mm)	Number of teeth
H 790 •	79.00	2006.60	158
H 825 •	82.50	2095.50	165
H 865 •	86.50	2197.10	173
H 905 •	90.50	2298.70	181
H 945 •	94.50	2400.30	189
H 985 •	98.50	2501.90	197
H 1025 •	102.50	2603.50	205
H 1065 •	106.50	2705.10	213
H 1105 •	110.50	2806.70	221
H 1140 •	114.00	2895.60	228
H 1180 •	118.00	2997.20	236
H 1260 •	126.00	3200.40	252
H 1340 •	134.00	3403.60	268
H 1415 •	141.50	3594.10	283
H 1495 •	149.50	3797.30	299
H 1575 •	157.50	4000.50	315
H 1655 •	165.50	4203.70	331
H 1735 •	173.50	4406.90	347
H 1810 •	181.00	4597.40	362
H 1890 •	189.00	4800.60	378
H 1970 •	197.00	4003.80	394
H 2045 •	204.50	5194.30	409
H 2125 •	212.50	5397.50	425
H 2205 •	220.50	5600.70	441
H 2285 •	228.50	5803.90	457
H 2360 •	236.00	5994.40	472
H 2440 •	244.00	6197.60	488
H 2520 •	252.00	6400.80	504
H 2600 •	260.00	6604.00	520
H 2675 •	267.50	6794.50	535
H 2755 •	275.50	6997.70	551
H 2835 •	283.50	7200.90	567
H 2915 •	291.50	7404.10	583
H 2990 •	299.00	7594.60	598
H 3070 •	307.00	7797.80	614
H 3150 •	315.00	8001.00	630
H 3230 •	323.00	8204.20	646
H 3305 •	330.50	8394.70	661
H 3385 •	338.50	8597.90	677
H 3465 •	346.50	8801.10	693
H 3545 •	354.50	9004.30	709
H 3620 •	360.00	9194.80	724
H 3700 •	370.00	9398.00	724
H 3780 •	378.00	9601.20	756
H 3860 •	386.00	9804.40	772
H 3940 •	394.00	10007.60	788
H 4015 •	401.50	10198.10	803
H 4095 •	409.50	10401.30	819
H 4175 •	417.50	10604.50	835
H 4250 •	425.00	10795.00	850
H 4330 •	433.00	10998.20	866
H 4410 •	441.00	11201.40	882



optibelt ALPHA LINEAR

POLYURETHANE TIMING BELTS
open-ended



Profiles:
XL, L, H, XH

Profiles:
5M, 8M, 8ML, 14M, 14ML, 14MLP

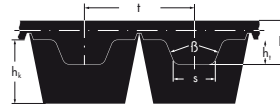
Profile:
S8M

Profiles:
T5, T10, T20

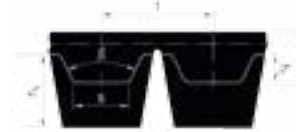
Profiles:
AT5, AT10, AT20, ATL5, ATL10, ATL20

	XL	L	H	XH	5M	8M/8ML	14M/14ML/ 14MLP	S8M
Height of belt h_s [mm]	2.30	3.60	4.30	11.20	3.60	5.60	10.00	5.40
Tooth height h_t [mm]	1.27	1.91	2.30	6.35	2.06	3.38	6.00	3.20
Tooth pitch t [mm]	5.08	9.525	12.70	22.225	5.00	8.00	14.00	8.00
Tooth angle β [°]	50	40	40	40	-	-	-	-
Tooth width s [mm]	1.39	3.26	4.45	7.95	-	-	-	-
Roll length [m]	50.00	50.00	50.00	50.00	50.00	50.00	50.00	50.00
Polyamide fabric on tooth side (PAZ) [%] *	15	15	15	15	15	15	15	15
Polyamide fabric on back side (PAR) [%] *	15	15	15	15	15	15	15	15
PAZ/PAR [%] *	30	30	30	30	30	30	30	30
PAZ/PAR antistatic [%] *	o. request	o. request	o. request	o. request	o. request	o. request	o. request	o. request
Aramid tension cord (AR) [%] *	o. request	o. request	no surcharge	o. request	o. request	no surcharge	a.Anfrage/ -	no surcharge
High aramid tension cord (AR) [%] *	-	-	-	-	-	-/-	-/-	-
Stainless steel tension cord (RF) [%] *	-	-	25	o. request	-	25	-	25
Highly flexible steel tension cord (HF) [%] *	-	35	35	o. request	35	35	35/ -	35
PU FDA transparent/blue [%] *	o. request	o. request	o. request	o. request	o. request	o. request	o. request/ -	o. request
Transparent coating 2mm 85 Shore A (T2 85) [%] *	o. request	o. request	30	o. request	o. request	o. request	o. request	o. request
High back [%] *	o. request	o. request	o. request	o. request	o. request	o. request	o. request	o. request
APL plus 2mm/3mm [%] *	o. request	o. request	o. request	o. request	o. request	o. request	o. request	o. request
PU foam yellow [%] *	o. request	o. request	o. request	o. request	o. request	o. request	o. request	o. request
PU longitudinal groove fine [%] *	o. request	o. request	o. request	o. request	o. request	o. request	o. request	o. request

	T5	T10	T20	AT5	AT10	AT20	ATL5	ATL10	ATL20
Height of belt h_s [mm]	2.20	4.50	8.00	2.70	4.50	8.00	2.70	4.50	8.00
Tooth height h_t [mm]	1.20	2.50	5.00	1.20	2.50	5.00	1.20	2.50	5.00
Tooth pitch t [mm]	5.00	10.00	20.00	5.00	10.00	20.00	5.00	10.00	20.00
Tooth angle β [°]	40	40	40	50	50	50	50	50	50
Tooth width s [mm]	1.78	3.48	6.51	2.50	5.00	10.00	2.50	5.00	10.00
Roll length [m]	50.00	50.00	50.00	50.00	50.00	50.00	50.00	50.00	50.00
Polyamide fabric on tooth side (PAZ) [%] *	15	15	15	15	15	15	15	15	15
Polyamide fabric on back side (PAR) [%] *	15	15	15	15	15	15	15	15	15
PAZ/PAR [%] *	30	30	30	30	30	30	30	30	30
PAZ/PAR antistatic [%] *	80	o. request	o. request	o. request	o. request	o. request	o. request	o. request	o. request
Aramid tension cord (AR) [%] *	no surcharge	no surcharge	no surcharge	o. request	no surcharge	o. request	-	-	-
High aramid tension cord (AR) [%] *	-	25	-	-	-	-	-	-	-
Stainless steel tension cord (RF) [%] *	-	25	25	o. request	25	-	-	-	-
Highly flexible steel tension cord (HF) [%] *	-	35	35	35	35	35	35	35	-
PU FDA transparent/blue [%] *	20	20	o. request	o. request	o. request	o. request	-	-	-
Transparent coating 2mm 85 Shore A (T2 85) [%] *	o. request	30	o. request	o. request	30	o. request	-	-	-
High back [%] *	o. request	o. request	o. request	o. request	o. request	o. request	-	-	-
APL plus 2mm/3mm [%] *	o. request	40	o. request	o. request	40	o. request	-	-	-
PU foam yellow [%] *	o. request	o. request	o. request	o. request	o. request	o. request	-	-	-
PU longitudinal groove fine [%] *	o. request	o. request	o. request	o. request	o. request	o. request	-	-	-



Profiles:
T5K6, T10K6, T10K13



Profiles:
AT5K6, AT10K6, AT10K13



Profiles:
F2, F2,5, F3, FL3

optibelt ALPHA LINEAR

**POLYURETHANE TIMING BELTS,
SELF TRACKING BELTS / FLAT BELTS**

endless

	T5K6	T10K6	T10K13	AT5K6	AT10K6	AT10K13	F2	F2,5	F3	FL3
Height of belt h_s [mm]	2.20	4.50	4.50	2.70	4.50	4.50	2.00	2.50	3.00	3.00
Tooth height h_t [mm]	1.20	2.50	2.50	1.20	2.50	2.50	-	-	-	-
Tooth pitch t [mm]	5.00	10.00	10.00	5.00	10.00	10.00	-	-	-	-
Tooth angle β [°]	40	40	40	50	50	50	-	-	-	-
Tooth width s [mm]	1.78	3.48	6.51	2.50	5.00	5.00	-	-	-	-
Roll length [m]	50.00	50.00	50.00	50.00	50.00	50.00	50.00	50.00	50.00	50.00
Polyamide fabric on tooth side (PAZ) [%] *	15	15	15	15	15	15	15	15	15	15
Polyamide fabric on back side (PAR) [%] *	15	15	15	15	15	15	15	15	15	15
PAZ/PAR [%] *	30	30	30	30	30	30	30	30	30	30
PAZ/PAR antistatic [%] *	o. request	o. request	o. request	o. request	o. request	o. request	o. request	o. request	o. request	o. request
Aramid tension cord (AR) [%] *	o. request	no surcharge	no surcharge	-	no surcharge	no surcharge	no surcharge	-	-	-
High aramid tension cord (AR) [%] *	-	-	-	-	-	-	-	-	-	-
Stainless steel tension cord (RF) [%] *	-	25	25	-	25	25	25	-	-	-
Highly flexible steel tension cord (HF) [%] *	-	35	35	35	35	35	35	35	35	-
PU FDA transparent/blue [%] *	o. request	o. request	o. request	o. request	o. request	o. request	o. request	o. request	o. request	o. request
Transparent coating 2mm 85 Shore A (T2 85) [%] *	o. request	o. request	o. request	o. request	o. request	o. request	o. request	o. request	o. request	o. request
High back [%] *	o. request	o. request	o. request	o. request	o. request	o. request	o. request	o. request	o. request	o. request
APL plus 2mm/3mm [%] *	o. request	o. request	o. request	o. request	o. request	o. request	o. request	o. request	o. request	o. request
PU foam yellow [%] *	o. request	o. request	o. request	o. request	o. request	o. request	o. request	o. request	o. request	o. request
PU longitudinal groove fine [%] *	o. request	o. request	o. request	o. request	o. request	o. request	o. request	o. request	o. request	o. request

- Non Stock items

Standard tension cord, steel; cutting costs + 10 %; special roll length possible on request.

* These extras are respectively added. Not all sizes are available in all alternative explanations.

The feasibility, minimum order quantity and delivery period must be assessed in each case.

Further characteristics e.g low temperature suitability on request.

ALPHA LINEAR SPECIAL

For details of our various upgrading options, please see Technical Manual „Polyurethane Timing Belt“ or our compact catalogue „Material Handling“. Prices available on request

Cord types: HF= Highly flexible steel tension cord RF= Stainless steel tension cord ST= Steel wire cord AR= Aramid tension cord

Ordering example: 25 AT10 / 24000-AR-PAZ

25= Belt width in mm AT10= Profile 24000= Belt length in mm

AR= Aramid tension cord PAZ= fabric PAZ - Polyamide on tooth side

Ordering example: 9000 H 100-ST

9000= Belt length in mm H= Profile

100= Width Code = 1 inch = 25.40 mm ST= Steel wire cord

Ordering example: 50 F2 / 50000-ST

50= Belt width in mm F2= Profile

50000= Belt length in mm ST= Steel wire cord

Please make sure to mention the product name in your order.



Click here to access our service pages

Description profile and width code	Belt width (mm)
XL	
XL 025	6.35
XL 031	7.94
XL 037	9.53
XL 050	12.70
XL 075	19.05
XL 100	25.40
XL 200	50.80

Description profile and width code	Belt width (mm)
L	
L 037	9.53
L 050	12.70
L 075	19.05
L 100	25.40
L 150	38.10
L 200	50.80
L 400	101.60

Description profile and width code	Belt width (mm)
H	
H 050	12.70
H 075	19.05
H 100	25.40
H 150	38.10
H 200	50.80
H 300	76.20
H 400	101.60
H 600	152.40

Description profile and width code	Belt width (mm)
XH	
XH 100	25.40
XH 200	50.80
XH 300	76.20
XH 400	101.60

Description profile and width	Belt width (mm)
5M	
5M 10	10.00
5M 15	15.00
5M 20	20.00
5M 25	25.00
5M 50	50.00
5M 100	100.00



Description profile and width	Belt width (mm)
8M	
8M 15	15.00
8M 20	20.00
8M 25	25.00
8M 30	30.00
8M 50	50.00
8M 85	85.00
8M 100	100.00
8M 150	150.00

Description profile and width	Belt width (mm)
8ML	
8ML 15	15.00
8ML 20	20.00
8ML 25	25.00
8ML 30	30.00
8ML 50	50.00
8ML 85	85.00
8ML 100	100.00
8ML 150	150.00

Description profile and width	Belt width (mm)
8MLP	
8MLP 15	15.00
8MLP 20	20.00
8MLP 25	25.00
8MLP 30	30.00
8MLP 50	50.00
8MLP 85	85.00
8MLP 100	100.00
8MLP 150	150.00

Description profile and width	Belt width (mm)
14M	
14M 25	25.00
14M 40	40.00
14M 55	55.00
14M 85	85.00
14M 100	100.00
14M 115	115.00
14M 150	150.00
14M 170	170.00



Description profile and width	Belt width (mm)
14ML	
14ML 25	25.00
14ML 40	40.00
14ML 55	55.00
14ML 85	85.00
14ML 100	100.00
14ML 115	115.00
14ML 150	150.00

Description profile and width	Belt width (mm)
14MLP	
14MLP 25 •	25.00
14MLP 40 •	40.00
14MLP 55 •	55.00
14MLP 85 •	85.00
14MLP 100 •	100.00
14MLP 115 •	115.00
14MLP 150 •	150.00
14MLP 170 •	170.00

Description profile and width	Belt width (mm)
S8M	
S8M 10	10.00
S8M 20	20.00
S8M 30	30.00
S8M 50	50.00
S8M 85	85.00
S8M 100	100.00

Description profile and width	Belt width (mm)
T5	
10 T5	10.00
16 T5	16.00
25 T5	25.00
32 T5	32.00
50 T5	50.00
75 T5	75.00
100 T5	100.00

Description profile and width	Belt width (mm)
TT5	
10 TT5 •	10.00

Description profile and width	Belt width (mm)
T10	
12 T10	12.00
16 T10	16.00
25 T10	25.00
32 T10	32.00
40 T10	40.00



Description profile and width	Belt width (mm)
50 T10	50.00
75 T10	75.00
100 T10	100.00
150 T10	150.00

Description profile and width	Belt width (mm)
T20	
25 T20	25.00
32 T20	32.00
50 T20	50.00
75 T20	75.00
100 T20	100.00
150 T20	150.00

Description profile and width	Belt width (mm)
AT5	
10 AT5	10.00
16 AT5	16.00
25 AT5	25.00
32 AT5	32.00
50 AT5	50.00
75 AT5	75.00
100 AT5	100.00

Description profile and width	Belt width (mm)
AT10	
16 AT10	16.00
25 AT10	25.00
32 AT10	32.00
50 AT10	50.00
75 AT10	75.00
100 AT10	100.00
150 AT10	150.00

Description profile and width	Belt width (mm)
AT20	
25 AT20	25.00
32 AT20	32.00
50 AT20	50.00
75 AT20	75.00
100 AT20	100.00
150 AT20	150.00

Description profile and width	Belt width (mm)
ATL5	
10 ATL5	10.00
16 ATL5	16.00



Description profile and width	Belt width (mm)
25 ATL5	25.00
32 ATL5	32.00
50 ATL5	50.00
75 ATL5	75.00
100 ATL5	100.00

Description profile and width	Belt width (mm)
ATL10	
16 ATL10	16.00
25 ATL10	25.00
32 ATL10	32.00
50 ATL10	50.00
75 ATL10	75.00
100 ATL10	100.00
150 ATL10	150.00

Description profile and width	Belt width (mm)
ATL20	
25 ATL20	25.00
32 ATL20	32.00
50 ATL20	50.00
75 ATL20	75.00
100 ATL20	100.00
150 ATL20	150.00

Description profile and width	Belt width (mm)	V-guide b x hk
T5K6		
25 T5K6	25.00	6 x 4
32 T5K6	32.00	6 x 4
50 T5K6	50.00	6 x 4
75 T5K6	75.00	6 x 4
100 T5K6	100.00	6 x 4

Description profile and width	Belt width (mm)	V-guide b x hk
T10K6		
25 T10K6	25.00	6 x 4
32 T10K6	32.00	6 x 4
50 T10K6	50.00	6 x 4
75 T10K6	75.00	6 x 4
100 T10K6	100.00	6 x 4

Description profile and width	Belt width (mm)	V-guide b x hk
T10K13		
32 T10K13	32.00	13 x 6.5
50 T10K13	50.00	13 x 6.5
75 T10K13	75.00	13 x 6.5
100 T10K13	100.00	13 x 6.5

Description profile and width	Belt width (mm)	V-guide b x hk
AT5K6		
25 AT5K6	25.00	6 x 4
32 AT5K6	32.00	6 x 4
50 AT5K6	50.00	6 x 4
75 AT5K6	75.00	6 x 4
100 AT5K6	100.00	6 x 4

Description profile and width	Belt width (mm)	V-guide b x hk
AT10K6		
25 AT10K6	25.00	6 x 4
32 AT10K6	32.00	6 x 4
50 AT10K6	50.00	6 x 4
75 AT10K6	75.00	6 x 4
100 AT10K6	100.00	6 x 4

Description profile and width	Belt width (mm)	V-guide b x hk
AT10K13		
32 AT10K13	32.00	13 x 6.5
50 AT10K13	50.00	13 x 6.5
75 AT10K13	75.00	13 x 6.5
100 AT10K13	100.00	13 x 6.5

Description profile and width	Belt width (mm)
Flat Belts F2	
25 F2	25.00
30 F2	30.00
50 F2	50.00
75 F2	75.00
100 F2	100.00

Description profile and width	Belt width (mm)
Flat Belts F2.5	
25 F2.5 •	25.00
30 F2.5 •	30.00
50 F2.5 •	50.00
75 F2.5 •	75.00
100 F2.5 •	100.00

Description profile and width	Belt width (mm)
Flat Belts F3	
25 F3 •	25.00
30 F3 •	30.00
50 F3 •	50.00
75 F3 •	75.00
100 F3 •	100.00

Description profile and width	Belt width (mm)
Flat Belts FL3	
25 FL3 •	25.00
30 FL3 •	30.00
50 FL3 •	50.00
75 FL3 •	75.00
100 FL3 •	100.00

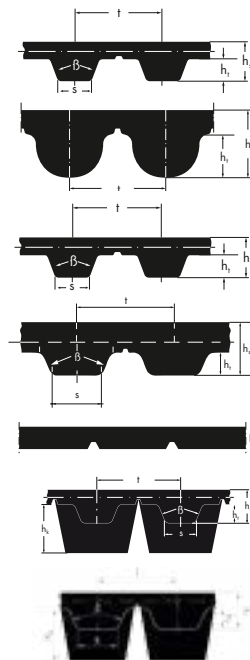




optibelt ALPHA V

**POLYURETHANE TIMING BELTS, SELF TACKING BELTS
AND FLAT BELTS**

joined endless



Profiles:
XL, L, H, XH

Profiles:
5M, 8M, 14M

Profiles:
T5, T10, T20, TT5

Profiles:
AT5, AT10, AT20

Profiles:
F2, F2,5, F3

Profiles:
T5K6, T10K6, T10K13

Profiles:
AT5K6, AT10K6, AT10K13

	XL	L	H	XH	5M	8M	14M	T5	TT5	T10	T20
Height of belt h_s [mm]	2.30	3.60	4.30	11.20	3.60	5.60	10.00	2.20	2.20	4.50	8.00
Tooth height h_t [mm]	1.27	1.91	2.30	6.35	2.06	3.38	6.00	1.20	1.20	2.50	5.00
Tooth pitch t [mm]	5.08	9.525	12.70	22.225	5.00	8.00	14.00	5.00	5.00	10.00	20.00
Tooth angle β [°]	50	40	40	40	-	-	-	40	40	40	40
Tooth width s [mm]	1.39	3.26	4.45	7.95	-	-	-	1.78	1.78	3.48	6.51
Min. welding length [mm]	701.04	457.2	457.2	911.225	450	704	910	400	-	400	900

	AT5	AT10	AT20	F2	F2.5	F3
Height of belt h_s [mm]	2.70	4.50	8.00	2.00	2.50	3.00
Tooth height h_t [mm]	1.20	2.50	5.00	-	-	-
Tooth pitch t [mm]	5.00	10.00	20.00	-	-	-
Tooth angle β [°]	50	50	50	-	-	-
Tooth width s [mm]	2.50	5.00	10.00	-	-	-
Min. welding length [mm]	400	400	900	900	900	900

	T5K6	T10K6	T10K13	AT5K6	AT10K6	AT10K13
Height of belt h_s [mm]	2.20	4.50	4.50	2.70	4.50	4.50
Tooth height h_t [mm]	1.20	2.50	2.50	1.20	2.50	2.50
Tooth pitch t [mm]	5.00	10.00	10.00	5.00	10.00	10.00
Tooth angle β [°]	40	40	40	50	50	50
Tooth width s [mm]	1.78	3.48	3.48	2.50	5.00	5.00
Min. welding length [mm]	1000	450	1000	450	1000	1000

One meter of the relevant belt price is charged for open ended joining.

Minimum lengths for timing belts from 400 mm to 1150 mm wide and pitch depending available.

No welding capabilities for ATL-Profile, 14ML, 14MLP, S8M as well as 8ML and 14M 170.


ALPHA V SPECIAL

For details of our various upgrading options, please see Technical Manual „Polyurethane Timing Belt“ or our compact catalogue „Material Handling“. Prices available on request.

Ordering example: 32 AT10K13/3200-ST-PAZ

32= Belt width in mm AT10K13= Profile 3200= Belt length in mm
ST= Steel wire cord PAZ= fabric PAZ - Polyamide on tooth side


Please make sure to mention the product name in your order.



- Connection of Timing Belts directly into the application on site
- ZS/ZSI for multiple open and connect, for Profiles T10, AT10, H
- PIN JOIN for the unique connection for Profile AT10/T10. Further profiles on request.

optibelt TIMING BELT JOINTS ZS / ZSI optibelt TIMING BELT JOINTS PIN JOIN

MECHANICAL TIMING BELT JOINTS



optibelt Inserts for SPECIAL-belts

- Cleats in different materials can be screwed on the belt and reach a high-strength connection
- Screws of aluminium for profile AT10 are available in widths 25, 32 and 50 mm. Optional available in different materials for tooth profiles and widths on request.



optibelt SAMPLE CASE

- Includes
- Sample Box with coatings
 - Different belt types
 - Cleat Sample
 - PinJoin sample
 - Compact catalogue



optibelt SAMPLE BOX

for optibelt ALPHA SPECIAL

- Includes:
- 50 sample coatings out of the standard program
 - Usage information of every coating



optibelt TEXTILE POWER TT5

- smooth running
- a extremely long belt life
- High tear resistance over the entire belt length
- TT5 products are available in sets of 5 pieces = lot size 5

We are your partner for any kind of drive solution. Further information on request. Prices on request.



optibelt

ALPHA SPECIAL



- WITH COATINGS

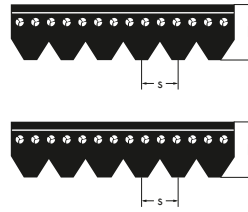


In contrast to other PVC foils, this coating is applied as standard during the production process itself as a foil on the **optibelt ALPHA LINEAR**; welding to **optibelt ALPHA V** together with the coating is possible without a joint; consistent adhesion; easy, low-cost transport coating.

TIMING BELTS WITH COATINGS

optibelt ALPHA SPECIAL belts have a coating on the top surface and undergo additional mechanical processing. The wide range of coatings and finishing options combined with the features of the timing belt allow innovative solutions to be developed for conveyor applications.





Profiles:
PH, PJ, PK, PL, PM

Profiles:
EPH, EPJ

optibelt RB

RIBBED BELTS

	(E)PH	(E)PJ	PK	PL	PM
Nominal length	Reference length L_b	Reference length L_b	Reference length L_b	Reference length L_b	Reference length L_b
Nominal lengths unit	mm	mm	mm	mm	mm
Height of belt h [mm]	2.50	3.50	4.60	7.00	13.00
Weight per rib [kg/m]	0.005	0.009	0.023	0.041	0.114
Rib spacing s [mm]	1.60	2.34	3.56	4.70	9.40
Minimum pulley diameter [mm]	13	20	45	75	180

- Non stock items

Further dimensions and minimum order quantities on request.

optibelt RB are also available as elastic ribbed belts with EPH and EPJ profiles.

optibelt RB are also available as double ribbed belts, also with aramid cord as PK / PL profile.

Intermediate lengths

Note: Custom ribbed belts may differ from the standard construction. Please contact our technical engineers.

Elastic ribbed belts

Length range depends on the profile, from 250 mm to 2500 mm.

- Ribbed belts - electrically conductive on request
- Ribbed belts - high voltage-resistant on request
- PAK optimized - on request

Ordering example: 4 PH 698

Please make sure to mention the product name in your order.



Description profile and L _b (mm)	L _b (in)	Number of ribs per sleeve
PH		
PH 698	27.50	75
PH 735	28.90	75
PH 762	30.00	75
PH 813	32.00	75
PH 886	34.90	75
PH 955	37.60	75
PH 965	38.00	75
PH 975	38.40	75
PH 990	39.00	75
PH 1016	40.00	75
PH 1080	42.50	75
PH 1092	43.00	75
PH 1096	43.10	75
PH 1194	47.00	75
PH 1200	47.20	75
PH 1222	48.10	75
PH 1230	48.40	75
PH 1262	49.70	75
PH 1270	50.00	75
PH 1285	50.60	75
PH 1290	50.80	75
PH 1301	51.20	75
PH 1309	51.50	75
PH 1316	51.80	75
PH 1321	52.00	75
PH 1333	52.50	75
PH 1439	56.70	75
PH 1475	58.10	75
PH 1600	63.00	75
PH 1854	73.00	75
PH 1895	74.60	75
PH 1915	75.40	75
PH 1930	76.00	360
PH 1956	77.00	75
PH 1992	78.40	75
PH 2083	82.00	75
PH 2155	84.80	75

Description profile and L _b (mm)	L _b (in)	Number of ribs per sleeve
PJ		
PJ 280	11.00	210
PJ 330	13.00	210
PJ 356	14.00	210
PJ 362	14.30	210
PJ 381	15.00	210
PJ 406	16.00	210
PJ 414	16.30	210
PJ 432	17.00	210
PJ 457	18.00	210
PJ 483	19.00	210

Description profile and L _b (mm)	L _b (in)	Number of ribs per sleeve
PJ 508	20.00	210
PJ 559	22.00	210
PJ 584	23.00	210
PJ 610	24.00	210
PJ 660	26.00	210
PJ 711	28.00	210
PJ 723	28.50	210
PJ 737	29.00	120
PJ 762	30.00	120
PJ 813	32.00	120
PJ 836	32.90	120
PJ 864	34.00	245
PJ 914	36.00	120
PJ 955	37.60	120
PJ 965	38.00	245
PJ 1016	40.00	245
PJ 1092	43.00	205
PJ 1105	43.50	120
PJ 1110	43.70	205
PJ 1123	44.20	245
PJ 1130	44.50	120
PJ 1150	45.30	205
PJ 1168	46.00	245
PJ 1194	47.00	245
PJ 1200	47.30	245
PJ 1222	48.10	245
PJ 1244	49.00	245
PJ 1262	49.70	205
PJ 1270	50.00	205
PJ 1285	50.60	120
PJ 1301	51.20	205
PJ 1309	51.50	205
PJ 1316	51.80	120
PJ 1321	52.00	205
PJ 1333	52.50	120
PJ 1355	53.40	205
PJ 1371	54.00	120
PJ 1397	55.00	205
PJ 1428	56.20	120
PJ 1439	56.70	120
PJ 1475	58.10	205
PJ 1549	61.00	205
PJ 1600	63.00	205
PJ 1651	65.00	120
PJ 1663	65.50	120
PJ 1752	69.00	120
PJ 1780	70.00	120
PJ 1854	73.00	120
PJ 1895	74.60	120
PJ 1910	75.20	120
PJ 1915	75.40	120
PJ 1930	76.00	120



Description profile and L _b (mm)	L _b (in)	Number of ribs per sleeve
PJ 1956	77.00	205
PJ 1965	77.40	190
PJ 1981	78.00	120
PJ 1992	78.40	120
PJ 2083	82.00	120
PJ 2155	84.80	120
PJ 2210	87.00	190
PJ 2337	92.00	120
PJ 2489	98.00	120

Description profile and L _b (mm)	L _b (in)	Number of ribs per sleeve
PK		
PK 630 •	24.80	48
PK 648	25.50	130
PK 698	27.50	48
PK 730	28.70	48
PK 775	30.50	48
PK 800	31.50	138
PK 812	32.00	48
PK 830	32.70	48
PK 865	34.00	48
PK 875	34.50	138
PK 890	35.00	165
PK 913	36.00	48
PK 920	36.20	48
PK 940	37.00	48
PK 954	37.60	48
PK 962	37.80	48
PK 990	39.00	48
PK 1015	40.00	48
PK 1080	42.50	48
PK 1090	43.00	48
PK 1125	44.30	48
PK 1150	45.30	138
PK 1165	45.90	48
PK 1190	46.80	48
PK 1200 •	47.20	48
PK 1222 •	48.10	138
PK 1230 •	48.40	48
PK 1245	49.00	48
PK 1270	50.00	48
PK 1285 •	50.60	48
PK 1290 •	50.80	48
PK 1321 •	52.00	48
PK 1330	52.40	48
PK 1345	53.00	48
PK 1371 •	54.00	48
PK 1397 •	55.00	48
PK 1439 •	56.70	138
PK 1460	57.50	165
PK 1520	59.80	138


Description profile and L _b (mm)	L _b (in)	Number of ribs per sleeve
PK 1560	61.40	165
PK 1570	61.80	48
PK 1600	63.00	48
PK 1655	65.20	165
PK 1690	66.50	165
PK 1755	69.10	138
PK 1854 •	73.00	48
PK 1885	74.20	165
PK 1930 •	76.00	138
PK 1956 •	77.00	48
PK 1980	78.00	138
PK 2030	79.90	48
PK 2050	80.70	138
PK 2080	81.90	165
PK 2120	83.50	138
PK 2145	84.40	48
PK 2170	85.40	48
PK 2235 •	88.00	48
PK 2255	88.80	48
PK 2362 •	93.00	48
PK 2460	96.90	48
PK 2515 •	99.00	48
PK 2845 •	112.00	48

Description profile and L _b (mm)	L _b (in)	Number of ribs per sleeve
PL		
PL 954	37.50	100
PL 991	39.00	100
PL 1075	42.30	122
PL 1194	47.00	53
PL 1270	50.00	122
PL 1333	52.50	53
PL 1371	54.00	53
PL 1397	55.00	122
PL 1422	56.00	53
PL 1562	61.50	53
PL 1613	63.50	53
PL 1664	65.50	53
PL 1715	67.50	53
PL 1764	69.50	53
PL 1803	71.00	53
PL 1841	72.50	53
PL 1943	76.50	53
PL 1981	78.00	53
PL 2020	79.50	53
PL 2070	81.50	53
PL 2096	82.50	53
PL 2134	84.00	53
PL 2197	86.50	53
PL 2235	88.00	53
PL 2324	91.50	53



Description profile and L _b (mm)	L _b (in)	Number of ribs per sleeve
PL 2362	93.00	53
PL 2476	97.50	53
PL 2515	99.00	53
PL 2705	106.50	53
PL 2743	108.00	53
PL 2845	112.00	53
PL 2895	114.00	53
PL 2921	115.00	53
PL 2997	118.00	53
PL 3086	121.50	53
PL 3124	123.00	53
PL 3289	129.50	53
PL 3327	131.00	53
PL 3492	137.50	53
PL 3696	145.50	100
PL 4051	159.50	100
PL 4191	165.00	100
PL 4470	176.00	100
PL 4622	182.00	100
PL 5029	198.00	100
PL 5385	212.00	100
PL 6096	240.00	100

Description profile and L _b (mm)	L _b (in)	Number of ribs per sleeve
PM		
PM 2286	90.00	48
PM 2388	94.00	48
PM 2515	99.00	48
PM 2693	106.00	53
PM 2832	111.50	53
PM 2921	115.00	48
PM 3010	118.50	48
PM 3124	123.00	48
PM 3327	131.00	48
PM 3531	139.00	48
PM 3734	147.00	48
PM 4089	161.00	48
PM 4191	165.00	48
PM 4470	176.00	48
PM 4648	183.00	48
PM 5029	198.00	48
PM 5410	213.00	48
PM 6121	241.00	48
PM 6883 •	271.00	48
PM 7646 •	301.00	48
PM 8408 •	331.00	48
PM 9169 •	361.00	48
PM 9931 •	391.00	48
PM 10693 •	421.00	48
PM 12217 •	481.00	48
PM 13741 •	541.00	48
PM 15266 •	601.00	48



Profiles:
AA/HAA, BB/HBB,
CC/HCC, 22x22

optibelt DK


DOUBLE V-BELTS

	AA/HAA	BB/HBB	CC/HCC	22x22
Nominal length	Reference length L_b	Reference length L_b	Reference length L_b	Reference length L_b
Nominal lengths unit	mm	mm	mm	mm
Height of belt h [mm]	10.00	13.00	17.00	22.00
Width of belt b [mm]	13.00	17.00	22.00	22.00
Intermediate lengths and special versions [mm]	1350 bis 6000	1600 bis 12700	2000 bis 19500	on request
Max. fabrication length [mm]	6000	12700	19500	on request
Minimum pulley diameter [mm]	80.00	125.00	224.00	280.00
Minimum order quantity for intermediate lengths from	on request	on request	on request	on request
Minimum order quantity for special versions from	on request	on request	on request	on request
Conversion from belt no. to reference length	Belt No. x 25.4 = mm + 53 mm	(up to Belt No. 210) Belt No. x 25.4 = mm + 74 mm (above Belt No. 210) Belt No. x 25.4 = mm + 36 mm	(up to Belt No. 210) Belt No. x 25.4 = mm + 107 mm (above Belt No. 210) Belt No. x 25.4 = mm + 56 mm	-

- Non stock items
- Prices for special constructions on request. Prices for profiles DD/HDD and 25x22 on request

Ordering example: AA 77
Please make sure to mention the product name in your order.

Description	Belt no.	Description	Belt no.
AA/HAA		HCC 3310	CC 126
HAA 2000	AA 77	HCC 3765	CC 144
HAA 2032	AA 78	HCC 4000	CC 153
HAA 2370	AA 91	HCC 4216	CC 162
HAA 2500	AA 96	HCC 4300	CC 165
HAA 2650	AA 102	HCC 4500	CC 173
HAA 2667	AA 103	HCC 4679	CC 180
HAA 2800	AA 108	HCC 5000	CC 193
HAA 3300	AA 128	HCC 5300	CC 204
HAA 3800	AA 147 1/2	HCC 5750	CC 224
HAA 3920	AA 152	22X22	
HAA 4200	AA 163	22X22 5180	-
BB/HBB		22X22 5850	-
HBB 1980	BB 75		
HBB 2081	BB 79		
HBB 2180	BB 83		
HBB 2233	BB 85		
HBB 2300	BB 88		
HBB 2370	BB 90		
HBB 2462	BB 94		
HBB 2500	BB 95		
HBB 2540	BB 97		
HBB 2600	BB 99		
HBB 2614	BB 100		
HBB 2650	BB 101		
HBB 2740	BB 105		
HBB 2800	BB 107		
HBB 2850	BB 109		
HBB 2920	BB 112		
HBB 3000	BB 115		
HBB 3030	BB 116		
HBB 3150	BB 121		
HBB 3250	BB 125		
HBB 3280	BB 126		
HBB 3325	BB 128		
HBB 3390	BB 131		
HBB 3450	BB 133		
HBB 3500	BB 135		
HBB 3550	BB 137		
HBB 3730	BB 144		
HBB 3750	BB 145		
HBB 4010	BB 155		
HBB 4040	BB 156		
HBB 4200	BB 162		
HBB 4470	BB 173		
HBB 4500	BB 174		
HBB 4750	BB 184		
HBB 5000	BB 194		
HBB 5639	BB 221		
HBB 6900	BB 270		
CC/HCC			
HCC 3200	CC 122		



optibelt KK

POLYURETHANE V-BELTS



Profiles:
8, Z/10, A/13, B/17, C/22



Supergrip



Form 1



Form 2

	8	Z/10	A/13	B/17	C/22
Height of belt h [mm]	5.00	6.00	8.00	11.00	14.00
Width of belt b [mm]	8.00	10.00	13.00	17.00	22.00
Weight [kg/m]	0.041	0.055	0.098	0.173	0.275
Max. fabrication length [mm]	on request	on request	on request	on request	on request
Standard roll length [m]	50	50	50	50	25
Surcharge for cutting smaller 50 m in %	10	10	10	10	10

Additional costs for welding

Diameter	8	10-13	17-22
1 - 10 items	-	-	-
11 - 49 items	-	-	-
50 - 199 items	-	-	-
200 - 499 items	-	-	-
500 - 1000 items	-	-	-

- Non stock items, minimum order quantity on request
- not available
- stock item

Polyurethane V-belts with Supergrip top surface ≈ 4 mm
 KK basic v-belt approx. 92 Shore A
 Product description: white, approx. 92 Shore A
 Standard top surface: Supergrip, green – PVC

Polyurethane V-belts with profiled carrying ridge top.
 KK basic v-belt approx. 92 Shore A
 Product description: Form 1 and 2 white,
 approx. 92 Shore A

Special top surfaces: on request
 Special roll length on request.

Ordering example: KKA 8 Supergrip
 Please make sure to mention the product name in your order.





optibelt RR optibelt RR Plus optibelt HRR

POLYURETHANE ROUND SECTION BELTS
POLYURETHANE ROUND SECTION BELTS with tension cord
POLYURETHANE HOLLOW ROUND BELTS



Profiles RR:
**2, 3, 4, 5, 6, 7, 8, 10,
12, 15, 18**



Profiles RR Plus:
6, 7, 8, 10, 12, 15



Profiles HRR:
4.8, 6.3, 8, 9.5

Diameter [mm]	2	3	4	5	6	7	8	10	12	15	18
Standard roll length [m]	200	200	200	200	100	100	100	100	50	50	50
Minimum length for endless linking [mm]	200	200	200	200	200	200	200	200	400	400	400
Surcharge for cutting smaller 50 m in %	10	10	10	10	10	10	10	10	10	10	10

Additional costs for welding

Diameter	2 - 3	3.1 - 6	6.1 - 9.9	ab 10
1 - 10 item				
11 - 49 item				
50 - 199 item				
200 - 499 item				
500 - 1000 item				

- Non stock items, minimum order quantity on request
- not available
- stock item

Prices for Profiles RR/RR Plus on request Ø 4.8 mm, 6.35 mm, 9.5 mm, 12.7 mm, 20 mm on request

Special roll length on request.

optibelt RR Plus: Aramid tension cord

Ordering example: RR 2 blue FDA 85 Shore A
Please make sure to mention the product name in your order.



Profile	Weight per meter [kg/m]	black 65 Shore A	yellow 82 Shore A	blue FDA 85 Shore A	green-smooth 88 Shore A	green-rough 88 Shore A	white 92 Shore A	blue 98 Shore A
2	0.004	-	•	-	<input type="checkbox"/>	<input type="checkbox"/>	•	•
3	0.009	-	•	-	<input type="checkbox"/>	<input type="checkbox"/>	<input type="checkbox"/>	•
4	0.016	-	•	-	<input type="checkbox"/>	<input type="checkbox"/>	<input type="checkbox"/>	•
5	0.024	-	•	-	<input type="checkbox"/>	<input type="checkbox"/>	<input type="checkbox"/>	•
6	0.035	•	•	-	<input type="checkbox"/>	<input type="checkbox"/>	<input type="checkbox"/>	•
7	0.048	•	•	-	<input type="checkbox"/>	<input type="checkbox"/>	•	•
8	0.064	•	•	-	<input type="checkbox"/>	<input type="checkbox"/>	•	•
10	0.096	•	•	-	<input type="checkbox"/>	<input type="checkbox"/>	•	•
12	0.132	•	•	-	<input type="checkbox"/>	<input type="checkbox"/>	•	•
15	0.211	-	•	•	<input type="checkbox"/>	<input type="checkbox"/>	<input type="checkbox"/>	•
18	0.305	-	-	-	<input type="checkbox"/>	<input type="checkbox"/>	•	•

optibelt RR Plus

Profile	Weight per meter [kg/m]	yellow 82 Shore A	green-smooth 88 Shore A	green-rough 88 Shore A	white 92 Shore A	blue 98 Shore A
6	0.035	-	-	-	-	-
7	0.048	-	-	-	-	-
8	0.064	-	-	-	-	-
10	0.096	-	-	-	-	-
12	0.132	-	-	-	-	-
15	0.211	-	-	-	-	-

optibelt HRR

Profile	red-smooth 75 Shore A	green-rough 85 Shore A
4.8	•	•
6.3	•	•
8	•	-
9.5	•	-

Joining tool nipple
Joining tool jaws

Description	Description
HRR-NIP1 4.8	RS BACKEN 6
HRR-NIP1 6.3	RS BACKEN 7
HRR-NIP1 8.0	RS BACKEN 8
HRR-NIP1 9.5	RS BACKEN 10
HRR-NIP10 4.8	RS BACKEN 12
HRR-NIP10 6.3	RS BACKEN 15
HRR-NIP10 8.0	RS BACKEN 18
HRR-NIP10 9.5	RS BACKEN 20
HRR-NIP25 4.8	RS BACKEN 6.3
HRR-NIP25 6.3	RS BACKEN 9.5
HRR-NIP25 8.0	RS BACKEN 12.5
HRR-NIP25 9.5	
HRR-NIP100 4.8	
HRR-NIP100 6.3	
HRR-NIP100 8.0	
HRR-NIP100 9.5	

JOINING TOOLS FOR

Service case BASIC

This five-piece service case BASIC provides the user with a complete set of standard equipment for occasional use.

The SG02 welding tool has a longer warm-up phase than the premium model and is suitable only for urethane belts that can be welded using the two corresponding guiding clamps as required.

The FZ01 guiding clamps are used for round belts with a diameter of up to 10 mm and for V-belts with profiles of up to 10, whereas the FZ02/3 model is used for round belts from 8 mm upwards in diameter and V-belts up to profile 32.

To ensure the perfect cut for optimum welding results, the set also includes a pair of shears as well as a side cutter for removing the weld seam.

Service case BASIC



GUIDING CLAMPS FZ02/3

for round belts with diameters from 8 mm and V-belt profiles up to 32 (D)



SIDE CUTTER SE02

for removing the weld seam



SHEARS AS02

for cutting round belts and V-belts



GUIDING CLAMPS FZ01

for round belts with diameters of up to 10 mm and V-belt profiles up to 10 (Z)



WELDING TOOL SG02

for PU 290-300°C;
power supply: 230 V

optibelt **RR/RR Plus, HRR & KK**


Service case PREMIUM

This five-piece service case PREMIUM is suitable for daily use. With its ergonomic and temperature regulated EErgo welding tool, TPE and urethane belts can be welded quite easily at the press of a button. Due to the short warm-up phase, of less than two minutes, the tool is optimised for instant use.

The versatile FZ01 Vario clamps are a perfect complement to the other tools in the welding set. The quick clamping function allows round belts with diameters up to 10 mm and V-belts up to profile 10 to be clamped and welded within a short space of time. The exchangeable profile jaws also make it possible to process special profiles. The service case PREMIUM also includes a second set of guiding clamps, which are used for round belts with diameters from 8 mm upwards and V-belts with profiles of up to 32.

The set is completed by a pair of shears with an adjustable angled stop that allows both straight and angled cuts, and a side cutter for removing welded seams.

Service case PREMIUM



GUIDING CLAMPS FZ02/3

for round belts with diameters from 8 mm and V-belt profiles up to 32 (D)




SIDE CUTTER SE02

for removing the weld seam



SHEARS AS04

with adjustable angled stop



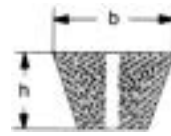
GUIDING CLAMPS FZ01 VARIO

with exchangeable profile jaws, for round belts with diameters of up to 10 mm and V-belt profiles up to 10 (Z)



WELDING TOOL EERGO

for TPE and PU; under 2 minutes warm-up time; temperature regulated welding tool, ergonomic and quick



Profiles:

Y/6, 8, Z/10, A/13, B/17, 20, C/22, 25, D/32

optibelt **OPTIMAT OE**

OPEN ENDED V-BELTS
punched, DIN 2216

	Y/6	8	Z/10	A/13	B/17	20	C/22	25	D/32
Height of belt h [mm]	4.00	5.00	6.00	8.00	11.00	12.50	14.00	16.00	20.00
Width of belt b [mm]	6.00	8.00	10.00	13.00	17.00	20.00	22.00	25.00	32.00
Weight [kg/m]	0.030	0.050	0.070	0.120	0.200	0.270	0.340	0.440	0.680
Max. fabrication length [mm]	50000	50000	50000	50000	50000	50000	50000	50000	50000
Minimum pulley diameter [mm]	50	63	80	100	140	180	224	250	355
Plate connectors weight [kg/100 item]	0.1	0.2	0.3	0.5	0.8	1.4	1.7	2.1	5.0
Link connectors weight [kg/100 items]	-	-	0.7	1.8	2.9	4.6	5.7	-	-

- Non stock items, minimum order quantity on request
- not available
- stock item

Unpunched: no surcharge
Construction „S“ with black chloroprene top surface: 10% surcharge.
OPTIMAT V-belts are manufactured in roll lengths of 50 m ± 10 %.

Surcharge for short lengths
under 10 m: 70%
from 10 to 49 m: 25%

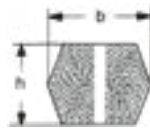
Ordering example: O-OE 6 Standard / green
Please make sure to mention the product name in your order.



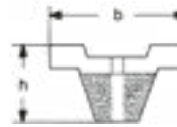


optibelt **OPTIMAT DK** optibelt **OPTIMAT FK**

**OPEN ENDED DOUBLE V-BELTS/
CONVEYOR BELTS**
punched



Profiles DK:
AA/13, BB/17, CC/22



Profiles FK:
**13X20, 17X30, 22X40,
32X60**

	AA/13	BB/17	CC/22	13X20	17X30	22X40	32X60
Height of belt h [mm]	10.50	14.00	18.00	16.50	20.00	24.00	33.00
Width of belt b [mm]	13.00	17.00	22.00	20.00	30.00	40.00	60.00
Weight [kg/m]	0.140	0.250	0.410	0.320	0.460	0.740	1.300
Max. fabrication length [mm]	50000	50000	50000	50000	50000	50000	50000
Minimum pulley diameter [mm]	140	160	224	140	160	250	450
Minimum order quantity for all dimensions	-	-	-	1 Roll	1 Roll	1 Roll	1 Roll
Plate connectors weight [kg/100 item]	-	-	-	0.60	0.90	1.80	5.60
Link connectors weight [kg/100 items]	1.70	2.60	-	-	-	-	-

- Non stock items, minimum order quantity on request
- not available
- stock item

Unpunched: no surcharge
Construction „S“ with black chloroprene top surface: 10 % surcharge.
OPTIMAT V-belts are manufactured in roll lengths of 50 m ± 10 %.

Surcharge for short lengths
of less than 10 m: 70 %
from 10 to 49 m: 25 %

Ordering example: O-DK AA/13 Standard / green / O-DKV AA/13 link connector
Please make sure to mention the product name in your order.





optibelt **OPTIMAT PKR**


**OPEN ENDED V-BELTS WITH SPECIAL TOP SURFACE
DIN 2216**

Profiles:

**Z/10, A/13, B/17, C/22,
25, D/32**



PKR0



PKR1



PKR2

	Z/10	A/13	B/17	C/22	25	D/32
Max. fabrication length [mm]	50000	50000	50000	50000	50000	50000


- Special constructions are only available in fabrication lengths of 50 m +/- 10%.
- not available
- stock item

Profiles 25 and D/32 are only available with a 5 mm top surface for PKR1.

Type of profile	Quality / Colour	Temperature resistance (°C)	Hardness (Shore A)	Oil resistant	Colour bleeding	Height of top surface Standard [mm]	Height of top surface max.[mm]	Pitch [mm]
PKR 0	CR/red brown	-25 to +100	≈ 50	limited	no	2	3	-
PKR 0	SBR-NR	-40 to +70	≈ 45	no	no	2	3	-
PKR 1	NR/red brown	-40 to +70	≈ 48	no	no	3	3	10
PKR 1	SBR-NR	-40 to +70	≈ 45	no	no	3	3	10
PKR 1	CR/red brown	-25 to +100	≈ 50	limited	no	3	3	10
PKR 1	CR/black	-25 to +100	≈ 68	limited	yes	3	3	10
PKR 2	NR/red brown	-40 to +70	≈ 48	no	no	3	-	-
PKR 2	SBR-NR	-40 to +70	≈ 45	no	no	3	-	-
PKR 2	CR/red brown	-25 to +100	≈ 50	limited	no	3	-	-
PKR 2	CR/black	-25 to +100	≈ 68	limited	yes	3	-	-

Ordering example: O-PKR 10 PKR 0 Standard
Please make sure to mention the product name in your order.





optibelt LB

LINK BELTING

Polyurethane with Polyester Laminations



Standard - type:
Z/10, A/13, B/17



Type T:
8 T, 10 T, 13 T, 17 T, 22 T

	Z/10	A/13	B/17	8 T	10 T	13 T	17 T	22 T	PLIERS LB
Weight [kg/m]	0.120	0.168	0.225	0.116	0.131	0.158	0.223	0.359	0.359
Max. fabrication length [mm]	20000	20000	20000	10000	10000	10000	10000	10000	-
Standard roll length [m]	20	20	20	10	10	10	10	10	-

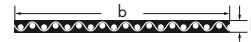
stock item

Further profiles and constructions available on request.

Surcharge for shorter lengths: 30%

Ordering example: LB 10

Please make sure to mention the product name in your order.



TYPE 150, h = 1.0 mm
TYPE 075, h = 0.5 mm

optibelt **OPTIMAX HF**

ENDLESS HIGH-PERFORMANCE FLAT BELTS

	TYPE 150
Nominal lengths	Inside Lengths
Nominal lengths unit	mm

stock item

Widths

Above length can be supplied in every width up to a maximum of 420 mm.

Intermediate lengths

In addition to these standards lengths, lengths between 200 and 3,700 mm can also be supplied on request.

Further qualities and special constructions are available on request.

Minimum order quantity surcharge

Type 150: 1 to 5 pieces = 25%

Minimum order quantity

Type 075: 1 sleeve = 330 mm +/- 10%

Tolerances

- Length tolerance:

+/- 1 %, minimum +/- 3 mm

- Width tolerance:

+/- 0.5 mm, reducible down to

+/- 0.2 mm

Weight

Type 075 ~ 0.620 kg/m²


Type 150 ~ 1.210 kg/m²

Standard-range OPTIMAX HF TYPE 150 (Li mm)

400	660	910	1160	1420	1680	1960	2300	3050
410	670	920	1170	1430	1700	1970	2320	3100
420	680	930	1180	1440	1710	1980	2340	3150
430	690	935	1190	1450	1720	2000	2350	3200
440	695	940	1200	1460	1730	2020	2370	3250
450	700	950	1210	1470	1740	2030	2380	3300
460	710	960	1220	1480	1750	2040	2400	3400
470	720	970	1230	1490	1760	2050	2430	3500
480	730	980	1240	1500	1770	2060	2440	3600
490	740	990	1250	1510	1780	2070	2450	3700
500	750	1000	1260	1520	1790	2090	2480	
510	760	1010	1270	1530	1800	2100	2500	
520	770	1020	1280	1540	1810	2110	2520	
530	780	1030	1290	1550	1820	2120	2550	
540	790	1040	1300	1560	1830	2130	2570	
550	800	1050	1310	1570	1840	2140	2600	
560	810	1060	1320	1580	1850	2150	2650	
570	820	1070	1330	1590	1860	2190	2660	
580	830	1080	1340	1600	1870	2200	2700	
590	840	1090	1350	1610	1880	2210	2750	
600	850	1100	1360	1620	1890	2220	2780	
610	860	1110	1370	1630	1900	2240	2800	
620	870	1120	1380	1640	1920	2250	2850	
630	880	1130	1390	1650	1930	2270	2900	
640	890	1140	1400	1660	1940	2280	2950	
650	900	1150	1410	1670	1950	2290	3000	

Ordering example: HF 400 10 Please make sure to mention the product name in your order.





Profiles:
3M, 5M, 7M, 11M

optibelt **WR**

WIDE ANGLE BELTS MADE OF POLYURETHANE
Angle 60°

	3M	5M	7M	11M
Nominal length	Outside length L_a	Outside length L_a	Outside length L_a	Outside length L_a
Nominal lengths unit	mm	mm	mm	mm
Height of belt h [mm]	2.00	3.00	5.00	7.00
Width of belt b [mm]	3.00	5.00	7.00	11.00
Weight [kg/m]	0.005	0.015	0.035	0.070
Max. fabrication length [mm]	on request	on request	on request	on request

- Non stock items, minimum order quantity on request
- not available
- stock item

optibelt WR Kraftbands available on request

Ordering example: WR 3M 180
Please make sure to mention the product name in your order.



External length [mm]	Profile 3M	Profile 5M	Profile 7M	Profile 11M	External length [mm]	Profile 3M	Profile 5M	Profile 7M	Profile 11M
180	•	-	-	-	1000	-	☐	☐	☐
200	•	-	-	-	1030	-	☐	☐	☐
224	•	-	-	-	1060	-	☐	☐	☐
236	•	-	-	-	1090	-	☐	☐	☐
243	•	-	-	-	1120	-	☐	☐	☐
250	•	-	-	-	1150	-	☐	☐	☐
265	•	-	-	-	1180	-	☐	☐	☐
272	•	-	-	-	1220	-	☐	☐	☐
280	•	☐	-	-	1250	-	☐	☐	☐
290	•	☐	-	-	1280	-	☐	☐	☐
300	•	☐	-	-	1320	-	☐	☐	☐
307	•	☐	-	-	1360	-	☐	☐	☐
315	•	☐	-	-	1400	-	☐	☐	☐
325	•	☐	-	-	1450	-	☐	☐	☐
335	-	☐	-	-	1500	-	☐	☐	☐
345	•	☐	-	-	1550	-	-	☐	☐
355	•	☐	-	-	1600	-	-	☐	☐
365	•	☐	-	-	1650	-	-	☐	☐
375	-	☐	-	-	1700	-	-	☐	☐
387	-	☐	-	-	1750	-	-	☐	☐
400	•	☐	-	-	1800	-	-	☐	☐
412	•	☐	-	-	1850	-	☐	☐	☐
425	•	☐	-	-	1900	-	-	☐	☐
437	-	☐	-	-	1950	-	-	☐	☐
450	•	☐	-	-	2000	-	-	☐	☐
462	•	☐	-	-	2060	-	-	☐	☐
475	•	☐	-	-	2120	-	-	☐	☐
487	•	☐	-	-	2180	-	-	☐	☐
500	•	☐	☐	-	2240	-	-	☐	☐
515	-	☐	☐	-	2300	-	-	☐	☐
530	•	☐	☐	-					
545	-	☐	☐	-					
560	•	☐	☐	-					
580	-	☐	☐	-					
600	•	☐	☐	-					
615	-	☐	☐	-					
630	-	☐	☐	-					
650	•	☐	☐	-					
670	-	☐	☐	-					
690	•	☐	☐	-					
710	-	☐	☐	☐					
730	-	☐	☐	☐					
750	-	☐	☐	☐					
775	-	☐	☐	☐					
800	-	☐	☐	☐					
825	-	☐	☐	☐					
850	-	☐	☐	☐					
875	-	☐	☐	☐					
900	-	☐	☐	☐					
925	-	☐	☐	☐					
950	-	☐	☐	☐					
975	-	☐	☐	☐					

All Optibelt V-belts are manufactured with carefully chosen raw materials utilising continually updated manufacturing methods. The modernisation of production processes, large scale laboratory testing, and the careful control of the basic materials will guarantee a consistent quality for every Optibelt power transmission component. Product function, efficiency and durability are of major importance to Optibelt.

CHARACTERISTICS



OIL-RESISTANT

The oil resistance minimises the harmful influence of mineral oil and grease, provided that the belts do not permanently come into contact with larger quantities of these substances. Animal and vegetable fats as well as water-soluble cooling and cutting oils decisively affect the operating life. In case of high concentrations we recommend the use of our special belts.



HEAT-RESISTANT

Standard construction Optibelt V-belts will operate in ambient temperatures up to +70 °C / +158 °F. Higher ambient temperatures will lead to premature ageing and subsequent belt failure. In this case our special construction XHR or Super X-POWER is recommended.



COLD RESISTANT

Standard construction OPTIBELT V-belts will perform satisfactorily in ambient temperatures down to – 40 °C / –40 °F for wrapped construction and – 30 °C / –22 °F for raw edge construction. Under critical conditions practical tests are necessary.



ANTISTATIC

The standard V-belts by Optibelt are in compliance with ISO 1813 characteristics. In individual cases, we confirm the electric conductance of the belts according to EN 10204 "3.1.B." with our inspection certificate, if requested. For the additional work and expenses we take an additional charge of 20%.

INTERMEDIATE LENGTHS

Intermediate lengths can be produced for wrapped V-belts except for lengths of up to 1800 mm, where we have to check our possibilities on request. A minimum quantity for each length is required. We reserve the right of over- and undersupplies. The compliance with special tolerances is charged on a time and material basis.

SPECIAL CONSTRUCTIONS

The following are examples of surcharges applicable to special constructions.

- Smooth running – LR 20 %
- Extra heat resistant – XHR 20 %

Prices for other constructions on request. Observance of special tolerances will be charged according to actual cost.

SPECIAL CONSTRUCTIONS (WRAPPED V-BELTS)

In the event that fewer production sets than normal are required for a particular special construction wrapped belt (normal 3 production sets) then the following surcharges apply:

- 2 production sets: 20 % surcharge
- 1 production set: 40 % surcharge

Please note that minimum production set quantities may vary for certain special construction belts. If in doubt ask your Optibelt contact.

MULTIPLE BELT DRIVES

Requirements for drives using sets of belts often demand belt measurement to form the sets. Optibelt S=C Plus and M=S belts do not require belt measurement or re-measurement to form sets.

ABBREVIATIONS

L_i = Inside length
 L_d = Datum length

L_o = Outside length
 Datum length L_d = Pitch length L_w/L_p

L_w/L_p = Pitch length

TECHNICAL ACCESSORIES

The following are available at a nominal charge:

TENSION GAUGES for the setting of the correct static tension of V-belts.

MEASURING GAUGES for approximate length measurement of V-belts up to 2500 mm.

TECHNICAL MANUALS for drive design.

ADVICE AND DRIVE DESIGN

Our applications engineers are always available to give advice and to design drives.

STANDARD-BUNDLE QUANTITIES FOR OPTIBELT-V-BELTS

Profile	up to 2300 mm (not coiled)	up to 5000 mm (3 coils/pieces)	over 5000 mm (5 coils/pieces)
SPZ; XPZ; 3V/9N; 3VX	25 Pieces	10 Pieces	—
SPA; XPA	25 Pieces	10 Pieces	—
SPB; XPB; 5V/15N; 5VX	10 Pieces	10 Pieces	5 Pieces
SPC; XPC	10 Pieces	5 Pieces	3 Pieces
8V/25N	—	1 Piece	1 Piece
5	25 Pieces	—	—
Y/6	25 Pieces	—	—
8	25 Pieces	—	—
Z/10; ZX/X10	25 Pieces	10 Pieces	—
A/13; AX/X13	25 Pieces	10 Pieces	10 Pieces
B/17; BX/X17	10 Pieces	10 Pieces	5 Pieces
20	10 Pieces	5 Pieces	3 Pieces
C/22; CX/X22	10 Pieces	5 Pieces	3 Pieces
25	10 Pieces	5 Pieces	3 Pieces
D/32	1 Piece	1 Piece	1 Piece
E/40	—	1 Piece	1 Piece

BQ = Bundle quantity

Endless Wedge Belts DIN 7753 Part 1

Profile	Pitch length [mm]	Length tolerance [mm] Permissible deviation of the pitch lengths		Set tolerance [mm] Permissible difference between the pitch lengths L_d of the belts in one and the same set on multiple belt drives			
		Optibelt		Optibelt		DIN 7753 / ISO 4184	
		Wrapped	DIN 7753	Wrapped	Raw Edge	Wrapped	Raw Edge
SPZ / XPZ SPA / XPA SPB / XPB SPC / XPC	> 630 ≤ 900	DIN	± 6 bis ± 9	2	2	2	2
	> 900 ≤ 1250	DIN	± 9 bis ± 12	2	4	2	4
	> 1250 ≤ 2000	± 2	± 12 bis ± 20	± 2	6	2	6
	> 2000 ≤ 3150	± 2	± 20 bis ± 32	± 2	6	4	6
	> 3150 ≤ 5000*	± 2	± 32 bis ± 50	± 2	10*	6	10*
	> 5000 ≤ 8000	± 4	± 50 bis ± 80	± 4		10	
	> 8000 ≤ 10000	± 6	± 80 bis ± 100	± 6		16	
	> 10000 ≤ 12500	± 6	± 100 bis ± 125	± 8			

Classical V-Belts DIN 2215

Profile	Pitch length [mm]	Length tolerance [mm] Permissible deviation of the pitch lengths		Set tolerance [mm] Permissible difference between the pitch lengths L_d of the belts in one and the same set on multiple belt drives			
		Optibelt		Optibelt		DIN 2215 / ISO 4184	
		Wrapped	DIN 2215	Wrapped	Raw Edge	Wrapped	Raw Edge
5 Y / 6 8 Z / 10; ZX / X10 A / 13; AX / X13 B / 17; BX / X17 20 C / 22; CX / X22 25 D / 32 E / 40	≤ 250	DIN	+ 8/- 4	2		2	2
	> 250 ≤ 315	DIN	+ 9/- 4	2		2	2
	> 315 ≤ 400	DIN	+ 10/- 5	2		2	2
	> 400 ≤ 500	DIN	+ 11/- 6	2		2	2
	> 500 ≤ 630	DIN	+ 13/- 6	2	2	2	2
	> 630 ≤ 800	DIN	+ 15/- 7	2	2	2	2
	> 800 ≤ 900	DIN	+ 17/- 8	2	2	2	2
	> 900 ≤ 1250	DIN	+ 19/- 10	4	4	4	4
	> 1250 ≤ 1600	± 2	+ 23/- 11	± 2	4	4	4
	> 1600 ≤ 2000	± 2	+ 27/- 13	± 2	4	4	4
	> 2000 ≤ 2500	± 2	+ 31/- 16	± 2	6	8	8
	> 2500 ≤ 3150	± 2	+ 37/- 18	± 2	8	8	8
	> 3150 ≤ 4000*	± 2	+ 44/- 22	± 2	8*	12	12*
	> 4000 ≤ 5000	± 2	+ 52/- 26	± 2		12	
	> 5000 ≤ 6300	± 4	+ 63/- 32	± 4		20	
	> 6300 ≤ 8000	± 4	+ 77/- 38	± 4		20	
	> 8000 ≤ 10000	± 6	+ 93/- 46	± 6		32	
	> 10000 ≤ 12500	± 8	+ 112/- 56	± 8		32	
> 12500 ≤ 15000	DIN	+ 140/- 70	DIN		48		
> 15000 ≤ 20000	DIN	+ 170/- 85	DIN		48		

* Max. manufacturing length for Raw Edge V-Belts ≤ 3550 mm

Optibelt S=C Plus or Optibelt M=S V-Belts can be used in sets without measuring or re-measuring

Endless Wedge-Belts USA-Standard RMA / MPTA

Profile	Length description	Outside length [mm]	Length tolerance [mm] Permissible deviation of the outside lengths. Repalce complete belt sets!		Set tolerance [mm] Permissible difference between the outside length L_3 of the belts in one and the same set on multiple belt drives. Repalce complete belt sets!		
			Optibelt	RMA / MPTA	Optibelt		RMA / MPTA
			Wrapped		Wrapped	Raw Edge	
3V / 9N 3VX / 9NX 5V / 15N 5VX / 15NX 8V / 25N	265 ≤ 500	673 ≤ 1270	as per RMA / MPTA	± 8	4	4	4
	530	1346	± 2	± 10	± 2	4	4
	560	1422	± 2	± 10	± 2	6	6
	600 ≤ 800	1524 ≤ 2032	± 2	± 10	± 2	6	6
	800 ≤ 1000	2032 ≤ 2540	± 2	± 13	± 2	6	6
	1000 ≤ 1060	2540 ≤ 2692	± 2	± 15	± 2	6	6
	1120 ≤ 1400	2845 ≤ 3556	± 2	± 15	± 2	10*	10
	1500 ≤ 1900	3810 ≤ 4826	± 2	± 20	± 2		10
	2000 ≤ 2360	5080 ≤ 5994	± 4	± 20	± 4		10
	2500 ≤ 3000	6350 ≤ 7620	± 4	± 20	± 4		16
	3150 ≤ 3750	8001 ≤ 9525	± 6	± 25	± 6		16
	4000	10160	± 8	± 25	± 8		16
	4250 ≤ 4500	10795 ≤ 11430	± 8	± 30	± 8		16
	4750 ≤ 5000	12065 ≤ 12700	± 12	± 30	± 12		24

Double Profile V-Belt

Profile	Length description	Length tolerance [mm] Permissible deviation of the reference lengths	Set tolerance [mm] Permissible difference between the reference lengths of the double Profile V-Belts in one and the same set on multiple belt drives.
AA / HAA BB / HBB CC / HCC DD / HDD 22 x 22 25 x 22	1250 < 1320	+ 8/- 16	4
	1320 < 1700	+ 9/- 18	4
	1700 < 2120	+ 11/- 22	5
	2120 < 2650	+ 13/- 26	6,3
	2650 < 3350	+ 15/- 30	8
	3350 < 4250	+ 18/- 36	10
	4250 < 5300	+ 22/- 44	12,5
	5300 < 6700	+ 26/- 52	16
	6700 < 8500	+ 32/- 64	20
	8500 < 10000	+ 39/- 78	25

Kraftbands with High Performance Wedge Belts and Classical V-Belts

Profile	Length and Set tolerances [mm]
3V / 9J; 3VX / 9JX	+ 8/- 16
5V / 15J; 5VX / 15JX	+ 9/- 18
8V / 25J	+ 11/- 22
SPZ; SPA; SPB; SPC	+ 13/- 26
A / HA	+ 15/- 30
B / HB	+ 18/- 36
C / HC	+ 22/- 44
D / HD	+ 26/- 52

* Max. manufacturing length for raw edge V-Belts ≤ 3550 mm



Profile	Dimension W x H ≈	Profile base width W _v ≈	Pitch width l _d	Belt length			Recommended minimum pulley diameter [mm]	Belt weight ≈ [kg/m]
				Nominal length	Outside length L _o	Datum length L _d		

optibelt SK and optibelt RED POWER 3 HIGH-PERFORMANCE WEDGE BELTS DIN 7753 PART 1 / ISO 4184

SPZ	9.7 x 8	4.2	8.5	Datum length L _d	L _o ≈ L _v + 13 L _o ≈ L _i + 51	—	L _i ≈ L _d - 38 L _i ≈ L _o - 51	Datum diameter d _d	63	0.074
SPA	12.7 x 10	5.8	11.0		L _o ≈ L _d + 18 L _o ≈ L _i + 63	—	L _i ≈ L _d - 45 L _i ≈ L _o - 63		90	0.123
SPB	16.3 x 13	7.3	14.0		L _o ≈ L _d + 22 L _o ≈ L _i + 82	—	L _i ≈ L _d - 60 L _i ≈ L _o - 82		140	0.195
SPC	22.0 x 18	9.6	19.0		L _o ≈ L _d + 30 L _o ≈ L _i + 113	—	L _i ≈ L _d - 83 L _i ≈ L _o - 113		224	0.377

optibelt SK and optibelt RED POWER 3 HIGH-PERFORMANCE WEDGE BELTS RMA / MPTA

3V/9N	9.0 x 8	4.2	—	Outside length L _o	—	L _d ≈ L _o - 4*	L _i ≈ L _o - 42	Outside diameter d _o	67	0.074
5V/15N	15.0 x 13	7.3	—		—	L _d ≈ L _o - 11*	L _i ≈ L _o - 71		151	0.195
8V/25N	25.0 x 23	9.6	—		—	—	L _i ≈ L _o - 120		315	0.575

optibelt BLUE POWER HIGH-PERFORMANCE WEDGE BELTS DIN 7753 PART 1 / ISO 4184 RMA / MPTA

SPB	16.3 x 13	4.2	—	Datum length L _d	L _o ≈ L _d + 22 L _o ≈ L _i + 82	—	L _i ≈ L _d - 60 L _i ≈ L _o - 82	Outside diameter d _o	180	0.206
SPC	22.0 x 18	7.3	—		L _o ≈ L _d + 30 L _o ≈ L _i + 113	—	L _i ≈ L _d - 83 L _i ≈ L _o - 113		280	0.389
8V/25N	25.0 x 23	9.6	—	Outside length L _o	—	—	L _i ≈ L _o - 120	355	0.603	

optibelt SUPER X-POWER M=S and SUPER E-POWER M=S WEDGE BELTS RAW EDGE, MOULDED COGGED – RMA/MPTA

XPZ	9.7 x 8	4.2	8.5	Datum length L _d	L _o ≈ L _d + 13 L _o ≈ L _i + 51	—	L _i ≈ L _d - 38 L _i ≈ L _o - 51	Datum diameter d _d	56	0.065
XPA	12.7 x 10	5.8	11.0		L _o ≈ L _d + 18 L _o ≈ L _i + 63	—	L _i ≈ L _d - 45 L _i ≈ L _o - 63		71	0.111
XPB	16.3 x 13	7.3	14.0		L _o ≈ L _d + 22 L _o ≈ L _i + 82	—	L _i ≈ L _d - 60 L _i ≈ L _o - 82		112	0.183
XPC	22.0 x 18	9.6	19.0		L _o ≈ L _d + 30 L _o ≈ L _i + 113	—	L _i ≈ L _d - 83 L _i ≈ L _o - 113		180	0.340

optibelt SUPER X-POWER M=S and SUPER E-POWER M=S WEDGE BELTS RAW EDGE, MOULDED COGGED – RMA/MPTA

3VX / 9NX	9.0 x 8	4.2	—	Outside length L _o	—	L _d ≈ L _o - 4*	L _i ≈ L _o - 42	Outside diameter d _o	56	0.065
5VX / 15NX	15.0 x 13	7.3	—		—	L _d ≈ L _o - 11*	L _i ≈ L _o - 71		112	0.183

* The value for the difference between L_d and L_o is necessary if it is required to substitute a belt profile to DIN 7753 Part 1 for a belt profile to RMA/MPTA.

optibelt SUPER TX M=S V-BELTS – RAW EDGE, MOULDED COGGED

ZX / X10	10.0 x 6	5.9	8.5	Datum length L _d	L _o ≈ L _i + 38 L _o ≈ L _d + 16	—	L _i ≈ L _d - 22 L _i ≈ L _o - 38	Datum diameter d _d	40	0.062
AX / X13	13.0 x 8	7.5	11.0		L _o ≈ L _i + 50 L _o ≈ L _d + 20	—	L _i ≈ L _d - 30 L _i ≈ L _o - 50		63	0.099
BX / X17	17.0 x 11	9.4	14.0		L _o ≈ L _i + 69 L _o ≈ L _d + 29	—	L _i ≈ L _d - 40 L _i ≈ L _o - 69		90	0.165
CX / X22	22.0 x 14	12.3	19.0		L _o ≈ L _i + 88 L _o ≈ L _d + 30	—	L _i ≈ L _d - 58 L _i ≈ L _o - 88		140	0.276

Datum length L_d = Pitch length L_w/L_p



Profile	Dimension W x H ≈	Profile base width W _o ≈	Pitch width l _d	Belt length				Recommended minimum pulley diameter [mm]	Belt weight ≈ [kg/m]
				Nominal length	Outside length L _o	Datum length L _d	Inside length L _i		

optibelt VB V-BELTS DIN 2215 / ISO 4184

5	5.0 x 3	2.8	4.2	Datum length L _d	L _o ≈ L _i + 19 L _o ≈ L _d + 8	L _d ≈ L _i + 11 L _d ≈ L _o - 8	—	Datum diameter d _d	20	0.018
Y / 6	6.0 x 4	3.3	5.3		L _o ≈ L _i + 25 L _o ≈ L _d + 10	L _d ≈ L _i + 15 L _d ≈ L _o - 10	—		28	0.026
8	8.0 x 5	4.5	6.7		L _o ≈ L _i + 31 L _o ≈ L _d + 12	L _d ≈ L _i + 19 L _d ≈ L _o - 12	—		40	0.042
Z / 10	10.0 x 6	5.9	8.5		L _o ≈ L _i + 38 L _o ≈ L _d + 16	L _d ≈ L _i + 22 L _d ≈ L _o - 16	—		50	0.064
A / 13	13.0 x 8	7.5	11.0		L _o ≈ L _i + 50 L _o ≈ L _d + 20	L _d ≈ L _i + 30 L _d ≈ L _o - 20	—		71	0.109
B / 17	17.0 x 11	9.4	14.0		L _o ≈ L _i + 69 L _o ≈ L _d + 29	L _d ≈ L _i + 40 L _d ≈ L _o - 29	—		112	0.196
20	20.0 x 12.5	11.4	17.0		L _o ≈ L _i + 79 L _o ≈ L _d + 31	L _d ≈ L _i + 50 L _d ≈ L _o - 31	—		160	0.266
C / 22	22.0 x 14	12.3	19.0		L _o ≈ L _i + 88 L _o ≈ L _d + 30	L _d ≈ L _i + 58 L _d ≈ L _o - 30	—		180	0.324
25	25.0 x 16	14.0	21.0		L _o ≈ L _i + 100 L _o ≈ L _d + 39	L _d ≈ L _i + 60 L _d ≈ L _o - 39	—		250	0.420
D / 32	32.0 x 20	18.2	27.0		L _o ≈ L _i + 126 L _o ≈ L _d + 51	L _d ≈ L _i + 75 L _d ≈ L _o - 51	—		355	0.668
E / 40	40.0 x 25	22.8	32.0	L _o ≈ L _i + 157 L _o ≈ L _d + 77	L _d ≈ L _i + 80 L _d ≈ L _o - 77	—	500	0.958		

Profile	Height h ≈	Profile base width W _o ≈	Belt length				Recommended minimum pulley diameter [mm]	Belt weight per rib ≈ [kg/m]
			Nominal length	Outside length L _o	Datum length L _d	Inside length L _i		

optibelt KB and optibelt RED POWER 3 KRAFTBANDS WITH HIGH PERFORMANCE WEDGE BELTS ISO 5290 / RMA/MPTA

3V / 9J	9.9	4.2	Outside length L _o	—	—	L _i ≈ L _o - 42	Outside diameter d _o	84	0.122
5V / 15J	15.1	7.3		—	—	L _i ≈ L _o - 71		171	0.252
8V / 25J	25.5	9.6		—	—	L _i ≈ L _o - 120		355	0.693

optibelt KB and optibelt RED POWER 3 KRAFTBANDS WITH HIGH PERFORMANCE WEDGE BELTS

SPZ	10.5	5.4	Datum length L _d	L _o ≈ L _d + 13	—	—	Datum diameter d _d	80	0.120
SPA	12.5	7.0		L _o ≈ L _d + 18	—	—		112	0.166
SPB	15.6	8.8		L _o ≈ L _d + 22	—	—		160	0.261
SPC	22.6	9.3		L _o ≈ L _d + 24	—	—		250	0.555

optibelt BLUE POWER KRAFTBANDS WITH HIGH PERFORMANCE WEDGE BELTS

SPB	15.6	8.8	Datum length L _d	L _o ≈ L _d + 22	—	—	Datum diameter d _d	200	0.283
SPC	22.5	9.3		L _o ≈ L _d + 24	—	—		315	0.567
5V / 15J	15.1	7.3	Outside length L _o	—	—	—		211	0.253
8V / 25J	25.5	9.6		—	—	—		400	0.738

optibelt SUPER KBX-POWER KRAFTBANDS – RAW EDGE, MOULDED COGGED

3VX / 9JX	9.9	4.2	Outside length L _o	—	—	L _i ≈ L _o - 42	Outside diameter d _o	67	0.122
5VX / 15JX	15.1	7.3		—	—	L _i ≈ L _o - 71		160	0.252

optibelt KB KRAFTBANDS RMA / MPTA

A	9.9	7.5	Datum length L _d	L _o ≈ L _i + 36	L _d ≈ L _i + 30	—	Datum diameter d _d	80	0.163
B	13.0	9.4		L _o ≈ L _i + 62	L _d ≈ L _i + 40	—		125	0.266
C	16.2	12.3		L _o ≈ L _i + 75	L _d ≈ L _i + 58	—		200	0.447
D	22.4	18.2		L _o ≈ L _i + 111	L _d ≈ L _i + 75	—		400	0.798
E	25.6	—		—	—	—		500	1.133

Datum length L_d = Pitch length L_w/L_p

Profile	Height $h \approx$	Profile base width $W_v \approx$	Belt length				Recommended minimum pulley diameter [mm]	Belt weight per rib \approx [kg/m]
			Nominal length	Outside length L_o	Datum length L_d	Inside length L_i		

optibelt KB KRAFTBANDS ASAE S 211.5

Profile	Height $h \approx$	Profile base width $W_v \approx$	Outside length L_o	Nominal length	Datum length L_d	Inside length L_i	Outside diameter d_o	Recommended minimum pulley diameter [mm]	Belt weight per rib \approx [kg/m]
HA	9.9	7.5							
HB	13.0	9.4	—	—	—	$L_i \approx L_o - 62$	125	0.266	
HC	16.2	12.3	—	—	—	$L_i \approx L_o - 75$	200	0.447	
HD	22.4	18.2	—	—	—	$L_i \approx L_o - 111$	355	0.798	
HE	25.6	—	—	—	—	—	500	1.133	

The belt width of a kraftband depends on the number of ribs.

Profile	Dimension $W \times H \approx$	Profile base width $b_v \approx$	Nominal length	Belt length	Recommended minimum pulley diameter [mm]	Belt weight \approx [kg/m]
---------	--------------------------------	----------------------------------	----------------	-------------	--	------------------------------

optibelt DK DOUBLE V-BELTS DIN 7722 / ISO 5289

Profile	Dimension $W \times H \approx$	Profile base width $b_v \approx$	Reference length	Belt length	Outside diameter d_o	Recommended minimum pulley diameter [mm]	Belt weight \approx [kg/m]
HAA	13 x 10	—					
HBB	17 x 13	—	Reference length \approx Middle length - 8	125	0,250		
HCC	22 x 17	—	Reference length \approx Middle length + 3	224	0,440		
HDD	32 x 25	—	Reference length = Middle length	355	0,935		

optibelt DK DOUBLE V-BELTS - SPECIAL PROFILES

Profile	Dimension $W \times H \approx$	Profile base width $b_v \approx$	Reference length	Belt length	Outside diameter d_o	Recommended minimum pulley diameter [mm]	Belt weight \approx [kg/m]
22 x 22	22 x 22	—	Reference length = Middle length	280	0,511		
25 x 22	25 x 22	—	Reference length = Middle length	280	0,625		

Datum length $L_d =$ Pitch length L_w/L_p

DELIVERY RANGE

OPTIBELT PULLEYS




optibelt **KS**

V-BELT PULLEYS FOR PLAIN BORING
V-BELT PULLEYS FOR TAPER-BUSHES



optibelt **ZRS**

TIMING BELT PULLEYS FOR PLAIN BORING
TIMING BELT PULLEYS FOR TAPER-BUSHES




optibelt **RBS**

RIBBED BELT PULLEYS FOR PLAIN BORING
RIBBED BELT PULLEYS FOR TAPER-BUSHES



optibelt **TB**

TAPER-BUSHES



optibelt **CE**

CLAMPING PLATES



optibelt TT LINE

FREQUENCY TENSION TESTER



optibelt LASER POINTER II

FACILITATES THE ALIGNMENT OF BELT DRIVES



optibelt TENSION NOTEBOX

STICKERS



optibelt SERVICE BOX

SUPPORT FOR MANY APPLICATION AREAS



optibelt
SERVICE KIT

PRACTICAL SERVICE KIT



optibelt
OPTIKRIK O, I, II, III

TENSION GAUGES



optibelt
MEASURING GAUGE

MEASURING GAUGES




optibelt
CUT II

SLEEVE CUTTING MACHINE



WELDING STATION

optibelt **ALPHA V**




MANUAL BELT SLITTER

optibelt **ALPHA LINEAR**



MEASURING EQUIPMENT

optibelt **ALPHA LINEAR/ALPHA V**



STAMPING TOOLS

IN PREPARATION FOR optibelt **ALPHA V**



WELDING TOOLS (UPPER AND LOWER PART)

FOR THE PRODUCTION OF optibelt **ALPHA V**



Optibelt GmbH

Corveyer Allee 15
37671 Hörter
GERMANY

T +49 (0) 5271-621
F +49 (0) 5271-976200
E info@optibelt.com



www.optibelt.com