

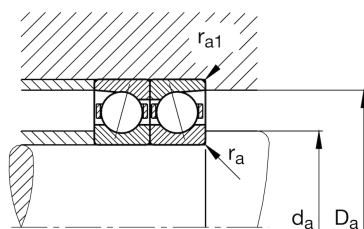
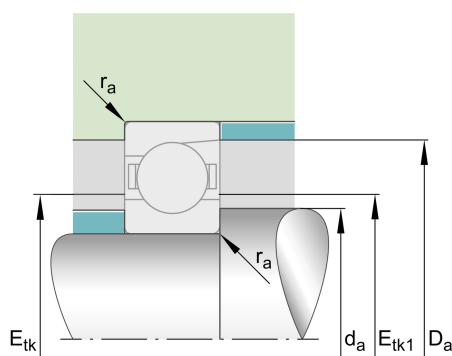
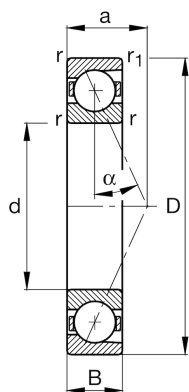
FAG

**B7012-E-T-P4S-UL**

## Spindle bearing

Schaeffler ID:  
0191512680000Spindle bearings B70...-E, adjusted, in pairs or sets, contact angle  $\alpha = 25^\circ$ , restricted tolerances

## Technical information

**Main Dimensions & Performance Data**

d	60 mm	Bore diameter
D	95 mm	Outside diameter
B	18 mm	Width
$C_r$	38.000 N	Basic dynamic load rating, radial
$C_{0r}$	22.600 N	Basic static load rating, radial
$C_{ur}$	2.390 N	Fatigue load limit, radial
$n_{G \text{ Grease}}$	13.000 1/min	Limiting speed for grease lubrication
$n_{G \text{ Oil}}$	20.000 1/min	Limiting speed for oil lubrication
	0,396 kg	Weight

**Dimensions**

$r_{\min}$	1,1 mm	Minimum chamfer dimension
$r_{1 \min}$	1,1 mm	Minimum chamfer dimension
$\alpha$	$25^\circ$	Contact angle

**Mounting dimensions**

$d_a$	67 mm	Diameter shaft shoulder
$d_a$	h12	Diameter shaft shoulder clearance
$D_a$	88 mm	Shoulder diameter outer ring
$D_a$	H12	Shoulder diameter outer ring clearance
$r_{a \max}$	1 mm	Maximum recess radius
$r_{a1 \max}$	0,6 mm	Maximum recess radius
$E_{tk \min}$	70,9 mm	Minimum diameter injection pitch
$E_{tk \max}$	74,5 mm	Maximum diameter injection pitch
$E_{tk1 \min}$	70,9 mm	Minimum diameter injection pitch
$E_{tk1 \max}$	74,5 mm	Maximum diameter injection pitch
a	27,1 mm	Distance between the apexes of the pressure cones

**Additional information**

$F_{VL}$	297 N	Preload force light
$F_{VM}$	1.069 N	Preload force medium
$F_{VH}$	2.259 N	Preload force heavy
$K_{aEL}$	864 N	Lift-off force light
$K_{aEM}$	3.221 N	Lift-off force medium
$K_{aEH}$	7.045 N	Lift-off force heavy
$c_{aL}$	147 N/ $\mu\text{m}$	Axial rigidity light
$c_{aM}$	239 N/ $\mu\text{m}$	Axial rigidity medium
$c_{aH}$	326 N/ $\mu\text{m}$	Axial rigidity heavy